


**MONTHLY REPORT OF DISBURSEMENTS**  
For the month of January, 2021

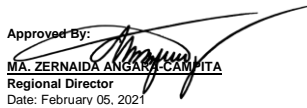
Department : DEPARTMENT OF LABOR AND EMPLOYMENT  
 Agency : OFFICE OF THE SECRETARY  
 Operating Unit : REGIONAL OFFICE NO. III  
 Organization Code (UACS) : 16 001 03 00003  
 Funding Source Code (as clustered) : 01 1 01 101  
 (e.g. Old Fund Code: 101,102, 151)

PARTICULARS	CURRENT YEAR BUDGET					PRIOR YEAR'S BUDGET					SUB-TOTAL	TRUST LIABILITIES				GRAND TOTAL					Remarks	
	PS	MOOE	Fin. Exp	CO	TOTAL	PRIOR YEAR'S ACCOUNTS PAYABLE						TOTAL	PS	MOOE	CO	TOTAL	PS	MOOE	Fin. Exp	CO		TOTAL
						PS	MOOE	Fin. Exp	CO	Sub-Total												
1	2	3	4	5	6=(2+3+4+5)	7	8	9	10	11=(7+8+9+10)	17=(11+16)	18=(6+17)	19	20	21	22=(19+20+21)	23	24	25	26	27=(23+24+25+26)	28
Notice of Cash Allocation (NCA) MDS Checks Issued Advice to Debit Account Working Fund (NCA issued to BTR) Tax Remittance Advances Issued (TRA) Cash Disbursement Ceiling (CDC) Non-Cash Availment Authority (NCAA) Others (CDT, BTR Docs Stamp, etc.) <b>TOTAL</b>	3,773,768.82	144,000.00	-	-	3,917,768.82	-	-	-	-	-	-	3,917,768.82	-	-	-	-	3,773,768.82	144,000.00	-	-	3,917,768.82	
	623,898.15	44,224.45	-	-	668,122.60	-	-	-	-	-	-	668,122.60	-	-	-	-	623,898.15	44,224.45	-	-	668,122.60	
	4,397,666.97	188,224.45	-	-	4,585,891.42	-	-	-	-	-	-	4,585,891.42	-	-	-	-	4,397,666.97	188,224.45	-	-	4,585,891.42	

**SUMMARY:**

	<u>Previous month</u>	<u>This month</u>	<u>As of Date</u>		<u>Previous month</u>	<u>This month</u>	<u>As of Date</u>
Total Disbursement Authorities Received				Total Disbursements Program	-	273,855,022.60	273,855,022.60
NCA	0.00	25,982,000.00	25,982,000.00	(Over)/Under spending	-	4,585,891.42	4,585,891.42
Working Fund					-	269,269,131.18	269,269,131.18
TRA		668,122.60	668,122.60				
CDC			0.00				
NCAA			0.00				
Others (CDT, BTR Docs Stamp, etc.)			0.00				
Add: Notice of Transfer Allocations (NTA) issued		247,204,900.00	247,204,900.00				
<b>Total Disbursements Authorities Available</b>	0.00	273,855,022.60	273,855,022.60				
Less: Lapsed NCA			0.00				
Disbursements *		4,585,891.42	4,585,891.42				
<b>Balance of Disbursements Authorities as of date</b>	0.00	269,269,131.18	269,269,131.18				

Certified Correct:  
  
**ALBERT B. MANLAPAZ**  
 Accountant III  
 Date: February 05, 2021

Approved By:  
  
**MA. ZERNAIDA ANGARA CAMBITA**  
 Regional Director  
 Date: February 05, 2021


**MONTHLY REPORT OF DISBURSEMENTS**  
For the month of February, 2021

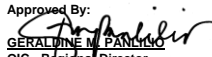
Department : DEPARTMENT OF LABOR AND EMPLOYMENT  
 Agency : OFFICE OF THE SECRETARY  
 Operating Unit : REGIONAL OFFICE NO. III  
 Organization Code (UACS) : 16 001 03 00003  
 Funding Source Code (as clustered) : 01 1 01 101  
 (e.g. Old Fund Code: 101, 102, 151)

PARTICULARS	CURRENT YEAR BUDGET					PRIOR YEAR'S BUDGET					SUB-TOTAL	TRUST LIABILITIES				GRAND TOTAL					Remarks		
	PS	MOOE	Fin. Exp	CO	TOTAL	PRIOR YEAR'S ACCOUNTS PAYABLE						TOTAL	PS	MOOE	CO	TOTAL	PS	MOOE	Fin. Exp	CO		TOTAL	
						PS	MOOE	Fin. Exp	CO	Sub-Total													
1	2	3	4	5	6=(2+3+4+5)	7	8	9	10	11=(7+8+9+10)	17=(11+16)	18=(6+17)	19	20	21	22=(19+20+21)	23	24	25	26	27=(23+24+25+26)	28	
<b>Notice of Cash Allocation (NCA)</b>																							
MDS Checks Issued	7,766,641.95	4,272,852.55			12,039,494.50		51,885,965.05			51,885,965.05	51,885,965.05	63,925,459.55					7,766,641.95	56,158,817.60				63,925,459.55	
Advice to Debit Account		194,989.50			194,989.50		67,929,060.77			67,929,060.77	67,929,060.77	68,124,050.27						68,124,050.27				68,124,050.27	
Working Fund (NCA issued to BTr)					-					-	-	-										-	
Tax Remittance Advances Issued (TRA)	670,102.56	59,102.62			729,205.18		896,155.73			896,155.73	896,155.73	1,625,360.91					670,102.56	955,258.35				1,625,360.91	
Cash Disbursement Ceiling (CDC)					-					-	-	-										-	
Non-Cash Availment Authority (NCAA)					-					-	-	-										-	
Others (CDT, BTr Docs Stamp, etc.)					-					-	-	-										-	
<b>TOTAL</b>	<b>8,436,744.51</b>	<b>4,526,944.67</b>	<b>-</b>	<b>-</b>	<b>12,963,689.18</b>	<b>-</b>	<b>120,711,181.55</b>	<b>-</b>	<b>-</b>	<b>120,711,181.55</b>	<b>120,711,181.55</b>	<b>133,674,870.73</b>	<b>-</b>	<b>-</b>	<b>-</b>	<b>-</b>	<b>8,436,744.51</b>	<b>125,238,126.22</b>	<b>-</b>	<b>-</b>	<b>-</b>	<b>133,674,870.73</b>	<b>-</b>

**SUMMARY:**

	Previous month	This month	AS of Date	Total Disbursements Program	Previous month	This month	As of Date
Total Disbursement Authorities Received					273,855,022.60	71,639,882.56	345,494,905.16
NCA	25,982,000.00	15,679,000.00	41,661,000.00		4,585,891.42	133,674,870.73	138,260,762.15
Working Fund	0.00		0.00	(Over)/Under spending	269,269,131.18	(62,034,988.17)	207,234,143.01
TRA	668,122.60	1,625,360.91	2,293,483.51				
CDC	0.00		0.00				
NCAA	0.00		0.00				
Others (CDT, BTr Docs Stamp, etc.)	0.00		0.00				
Add: Notice of Transfer Allocations (NTA) issued	247,204,900.00	54,335,521.65	301,540,421.65				
<b>Total Disbursements Authorities Available</b>	<b>273,855,022.60</b>	<b>71,639,882.56</b>	<b>345,494,905.16</b>				
Less: Lapsed NCA	0.00		0.00				
Disbursements *	4,585,891.42	133,674,870.73	138,260,762.15				
<b>Balance of Disbursements Authorities as of to date</b>	<b>269,269,131.18</b>	<b>(62,034,988.17)</b>	<b>207,234,143.01</b>				

Certified Correct:  
  
**KATHERINE S. YAMBAO**  
 Designated Accountant III  
 Date: March 08, 2021

Approved By:  
  
**GERALDINE M. PANLILIO**  
 OIC - Regional Director  
 Date: March 05, 2021


**MONTHLY REPORT OF DISBURSEMENTS**  
For the month of March, 2021


Department : DEPARTMENT OF LABOR AND EMPLOYMENT  
 Agency : OFFICE OF THE SECRETARY  
 Operating Unit : REGIONAL OFFICE NO. III  
 Organization Code (UACS) : 16 001 03 00003  
 Funding Source Code (as clustered) : 01 1 01 101  
 (e.g. Old Fund Code: 101,102, 151)

PARTICULARS	CURRENT YEAR BUDGET					PRIOR YEAR'S BUDGET					SUB-TOTAL	TRUST LIABILITIES				GRAND TOTAL					Remarks		
	PS	MOOE	Fin. Exp	CO	TOTAL	PRIOR YEAR'S ACCOUNTS PAYABLE						TOTAL	PS	MOOE	CO	TOTAL	PS	MOOE	Fin. Exp	CO		TOTAL	
						PS	MOOE	Fin. Exp	CO	Sub-Total													
1	2	3	4	5	6=(2+3+4+5)	7	8	9	10	11=(7+8+9+10)	17=(11+16)	18=(6+17)	19	20	21	22=(19+20+21)	23	24	25	26	27=(23+24+25+26)	28	
<b>Notice of Cash Allocation (NCA)</b>																							
MDS Checks Issued	8,455,000.39	17,996,235.28			26,451,235.67		(3,626,033.84)			(3,626,033.84)	(3,626,033.84)	22,825,201.83					8,455,000.39	14,370,201.44				22,825,201.83	
Advice to Debit Account	93,402.00	210,874,156.61			210,967,558.61						-	210,967,558.61					93,402.00	210,874,156.61				210,967,558.61	
Working Fund (NCA issued to BTR)					-						-	-										-	
Tax Remittance Advances Issued (TRA)	807,419.48	807,483.44			1,614,902.92						-	1,614,902.92					807,419.48	807,483.44				1,614,902.92	
Cash Disbursement Ceiling (CDC)					-						-	-										-	
Non-Cash Availment Authority (NCAA)					-						-	-										-	
Others (CDT, BTR Docs Stamp, etc.)					-						-	-										-	
<b>TOTAL</b>	<b>9,355,821.87</b>	<b>229,677,875.33</b>			<b>239,033,697.20</b>		<b>(3,626,033.84)</b>			<b>(3,626,033.84)</b>	<b>(3,626,033.84)</b>	<b>235,407,663.36</b>					<b>9,355,821.87</b>	<b>226,051,841.49</b>				<b>235,407,663.36</b>	

**SUMMARY:**

	<u>Previous month</u>	<u>This month</u>	<u>AS of Date</u>		<u>Previous month</u>	<u>This month</u>	<u>As of Date</u>
Total Disbursement Authorities Received				Total Disbursements Program	345,494,905.16	28,173,520.35	373,668,425.51
NCA	41,661,000.00	0.00	41,661,000.00		138,280,762.15	235,407,663.36	373,668,425.51
Working Fund	0.00		0.00	(Over)/Under spending	<u>207,234,143.01</u>	<u>(207,234,143.01)</u>	<u>0.00</u>
TRA	2,293,483.51	1,614,902.92	3,908,386.43				
CDC	0.00		0.00			235,407,663.36	
NCAA	0.00		0.00				
Others (CDT, BTR Docs Stamp, etc.)	0.00		0.00				
Add: Notice of Transfer Allocations (NTA) issued	<u>301,540,421.65</u>	<u>26,558,617.43</u>	<u>328,099,039.08</u>				
<b>Total Disbursements Authorities Available</b>	<b>345,494,905.16</b>	<b>28,173,520.35</b>	<b>373,668,425.51</b>				
Less: Lapsed NCA	0.00		0.00				
Disbursements *	<u>138,280,762.15</u>	<u>235,407,663.36</u>	<u>373,668,425.51</u>				
<b>Balance of Disbursements Authorities as of to date</b>	<b>207,234,143.01</b>	<b>(207,234,143.01)</b>	<b>0.00</b>				

Certified Correct:  
  
**KATHERINE S. YAMBAO**  
 OIC - Accountant III  
 Date: April 05, 2021

Approved By:  
  
**GERALDINE M. PANLILIO**  
 OIC - Regional Director  
 Date: April 05, 2021