

List of Allotments and Sub-Allotments
as of September 30, 2015

Department : Labor and Employment
 Agency : Office of the Secretary
 Operating Unit : #REF!
 Organization Code (UACS) : 16-001-03-000
 Funding Source Code (as clustered) : 101101, 104354

| | |
|---|-----------------------------|
| X | Current Year Appropriations |
| | Continuing Appropriations |
| X | Supplemental Appropriations |

| No. | Allotments / Sub-Allotments | | | Funding Source | | Allotments / Sub-Allotments received from COs / ROs | | | | Sub-Allotment to Regions/Operating Units | | | | Total Allotments / Net of Sub-allotments | | | |
|---|------------------------------------|------|------------------|----------------|------------|---|-------------------|-------------|-------------------|--|----|---------------|-------------|--|-------------------|---------------|-------------------|
| | Number | Date | Description | UACS Code | PS | MOOE | CO | Total | PS | MOOE | CO | Total | PS | MOOE | CO | Total | |
| 1 | 2 | 3 | 4 | 5 | 6 | 7 | 8 | 9=(6+7+8) | 10 | 11 | 12 | 13=(10+11+12) | 14 = (6+10) | 15 = (7+11) | 16 = (8 + 12) | 17=(14+15+16) | |
| A. Allotments received from DBM | | | | | | | | | | | | | | | | | |
| 1 | Comprehensive Release per Annex A | | Budget | 1 01 101 | 54,445,000 | 148,707,000 | - | 203,152,000 | | | | | 54,445,000 | 148,707,000 | - | 203,152,000 | |
| 2 | GARO No. (RLIP) | | Automatic Appro. | 1 04 102 | 5,297,000 | | | 5,297,000 | | | | | 5,297,000 | | | 5,297,000 | |
| | SARO Releases | | | 1 01 406 | 2,043,335 | 5,900,000 | - | 7,943,335 | | | | | 2,043,335 | 5,900,000 | - | 7,943,335 | |
| | MPBF-PS Deficiency (Regular) | | | | - | - | - | - | | | | | - | - | - | - | |
| 3 | MPBF-PS Deficiency (RLIP) | | | 1 01 406 | - | - | - | - | | | | | - | - | - | - | |
| 4 | PGF-PS (Terminal Benefits) | | | 1 01 406 | - | - | - | - | | | | | - | - | - | - | |
| 5 | Productivity Enhancement Incentive | | | 1 01 406 | 72,066 | | | 72,066 | | | | | 72,066 | | | 72,066 | |
| 15 | Monetization | | | 1 01 406 | - | - | - | - | | | | | - | - | - | - | |
| 16 | GIP | | | 1 01 406 | - | 5,900,000 | - | 5,900,000 | | | | | - | 5,900,000 | - | 5,900,000 | |
| 17 | TUPAD | | | 1 01 406 | - | 5,900,000 | - | 5,900,000 | | | | | - | | - | 5,900,000 | |
| 18 | SPES | | | 1 01 406 | - | - | - | - | | | | | - | - | - | - | |
| 19 | WINAP | | | 1 01 406 | - | - | - | - | | | | | - | - | - | - | |
| 20 | Rehabilitation & Recovery Program | | | 1 01 406 | - | - | - | - | | | | | - | - | - | - | |
| 21 | Sub-total, Allotments from DBM | | | 1 01 406 | | 61,785,335 | 154,607,000 | 216,392,335 | | | | | 61,785,335 | 154,607,000 | | 216,392,335 | |
| B. Sub-allotments received from Central Office/Regional Office | | | | | | | | | | | | | | | | | |
| AMP | | | | | | | | | | | | | | | | | |
| 1 | | | | 1 01 101 | - | - | - | - | | | | | - | - | - | - | |
| BLE | | | | | | | | | | | | | | | | | |
| 1 | | | | 1 01 101 | - | - | - | - | | | | | - | - | - | - | |
| BuB | | | | | | | | | | | | | | | | | |
| 1 | | | | 1 01 101 | | 880,099 | | 880,099 | | | | | | 880,099 | | 880,099 | |
| 2 | | | | 1 01 101 | | 880,099 | | 880,099 | | | | | | 880,099 | | 880,099 | |
| BWSC | | | | | | | | | | | | | | | | | |
| 1 | | | | 1 01 101 | - | - | - | - | | | | | - | - | - | - | |
| GIP | | | | | | | | | | | | | | | | | |
| 1 | | | | 1 01 101 | | 14,884,935 | | 14,884,935 | | | | | | 14,884,935 | | 14,884,935 | |
| 2 | | | | 1 01 101 | | 14,757,435 | | 14,757,435 | | | | | | 14,757,435 | | 14,757,435 | |
| 3 | | | | 1 01 101 | | 127,500 | | 127,500 | | | | | | 127,500 | | 127,500 | |
| IT/Computerization Program | | | | | | | | | | | | | | | | | |
| 1 | | | | 1 01 101 | | 50,000 | | 50,000 | | | | | | 50,000 | | 50,000 | |
| PESO | | | | | | | | | | | | | | | | | |
| 1 | | | | 1 01 101 | | 150,000 | | 150,000 | | | | | | 150,000 | | 150,000 | |
| Reintegration Program | | | | | | | | | | | | | | | | | |
| 1 | | | | 1 01 101 | | 926,900 | | 926,900 | | | | | | 926,900 | | 926,900 | |
| 2 | | | | 1 01 101 | | 59,600 | | 59,600 | | | | | | 59,600 | | 59,600 | |
| 3 | | | | 1 01 101 | | 47,300 | | 47,300 | | | | | | 47,300 | | 47,300 | |
| Skills Registry Project | | | | | | | | | | | | | | | | | |
| 1 | | | | 1 01 101 | | 560,000 | | 560,000 | | | | | | 560,000 | | 560,000 | |
| TIPC | | | | | | | | | | | | | | | | | |
| 1 | | | | 1 01 101 | - | - | - | - | | | | | - | - | - | - | |
| TUPAD | | | | | | | | | | | | | | | | | |
| 1 | | | | 1 01 101 | | 27,615,065 | | 27,615,065 | | | | | | 27,615,065 | | 27,615,065 | |
| 2 | | | | 1 01 101 | | 27,317,565 | | 27,317,565 | | | | | | 27,317,565 | | 27,317,565 | |
| 3 | | | | 1 01 101 | | 297,500 | | 297,500 | | | | | | 297,500 | | 297,500 | |
| WINAP | | | | | | | | | | | | | | | | | |
| 1 | | | | 1 01 101 | - | - | - | - | | | | | - | - | - | - | |
| WODP | | | | | | | | | | | | | | | | | |
| 1 | | | | 1 01 101 | | 97,000 | | 97,000 | | | | | | 97,000 | | 97,000 | |
| 2 | | | | 1 01 101 | | 22,000 | | 22,000 | | | | | | 22,000 | | 22,000 | |
| 2 | | | | 1 01 101 | | 75,000 | | 75,000 | | | | | | 75,000 | | 75,000 | |
| Sub-total, sub-allotments | | | | | | 3,940,370 | 44,603,999 | | 48,544,369 | | | | | 3,940,370 | 44,603,999 | | 48,544,369 |

| No. | Allotments / Sub-Allotments | | Funding Source | | Allotments / Sub-Allotments received from COs / ROs | | | | Sub-Allotment to Regions/Operating Units | | | | Total Allotments / Net of Sub-allotments | | | |
|--|-----------------------------|-----------------|----------------|------|---|-----------------------|----|-----------------------|--|------|----|---------------|--|-----------------------|---------------|-----------------------|
| | Number | Date | Description | UACS | PS | MOOE | CO | Total | PS | MOOE | CO | Total | PS | MOOE | CO | Total |
| 1 | 2 | 3 | 4 | 5 | 6 | 7 | 8 | 9=(6+7+8) | 10 | 11 | 12 | 13=(10+11+12) | 14 = (6+10) | 15 = (7+11) | 16 = (8 + 12) | 17=(14+15+16) |
| | Total Allotments | | | | 65,725,704.64 | 199,210,998.82 | - | 264,936,703.46 | - | - | - | - | 65,725,704.64 | 199,210,998.82 | - | 264,936,703.46 |
| Summary by Funding Source Code: | | | | | | | | | | | | | | | | |
| | Agency Specific | 1 01 101 | | | 54,445,000.00 | 148,707,000.00 | - | 203,152,000.00 | - | - | - | - | 54,445,000.00 | 148,707,000.00 | - | 203,152,000.00 |
| | Sub-allotments | 1 01 101 | | | 3,940,370.00 | 44,603,998.82 | - | 48,544,368.82 | - | - | - | - | 3,940,370.00 | 44,603,998.82 | - | 48,544,368.82 |
| | Su | 1 01 101 | | | 58,385,370.00 | 193,310,998.82 | - | 251,696,368.82 | - | - | - | - | 58,385,370.00 | 193,310,998.82 | - | 251,696,368.82 |
| | RLIP | 1 04 102 | | | 5,297,000.00 | - | - | 5,297,000.00 | - | - | - | - | 5,297,000.00 | - | - | 5,297,000.00 |
| | SARO Releases | 1 01 406 | | | 2,043,334.64 | 5,900,000.00 | - | 7,943,334.64 | - | - | - | - | 2,043,334.64 | 5,900,000.00 | - | 7,943,334.64 |
| | Grandtotal | | | | 65,725,704.64 | 199,210,998.82 | - | 264,936,703.46 | - | - | - | - | 65,725,704.64 | 199,210,998.82 | - | 264,936,703.46 |


Prepared by:

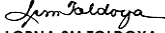
Certified Correct:

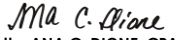
Recommending Approval:

Approved by:


CECILIA D. MALIT
 Budget Officer
 October 10, 2015


OSCAR ANTHONY C. DAVID
 Chief Accountant
 October 10, 2015


LORNA SM TOLDOYA
 Chief, Administrative Officer
 October 10, 2015


ANA C. DIONE, CPA
 Regional Director
 October 10, 2015