

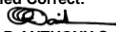
**MONTHLY REPORT OF DISBURSEMENTS**  
For the month of January, 2015

Department : DEPARTMENT OF LABOR AND EMPLOYMENT  
 Agency : OFFICE OF THE SECRETARY  
 Operating Unit : REGIONAL OFFICE NO. III  
 Organization Code (UACS) : 16 001 03 00003  
 Funding Source Code (as clustered) : 01 1 01 101  
 (e.g. Old Fund Code: 101,102, 151)

PARTICULARS	CURRENT YEAR BUDGET					PRIOR YEAR'S BUDGET										SUB-TOTAL	TRUST LIABILITIES				GRAND TOTAL					Remarks		
	PS	MOOE	Fin. Exp	CO	TOTAL	PRIOR YEAR'S ACCOUNTS PAYABLE					PRIOR YEAR'S ACCOUNTS PAYABLE						TOTAL	PS	MOOE	CO	TOTAL	PS	MOOE	Fin. Exp	CO		TOTAL	
						PS	MOOE	Fin. Exp	CO	Sub-Total	PS	MOOE	Fin. Exp	CO	Sub-Total													
1	2	3	4	5	6=(2+3+4+5)	7	8	9	10	11=(7+8+9+10)	12	13	14	15	16=(12+13+14+15)	17=(11+16)	18=(6+17)	19	20	21	22=(19+20+21)	23	24	25	26	27=(23+24+25+26)	28	
Notice of Cash Allocation (NCA)   MDS Checks Issued Advice to Debit Account	2,829,686.34	398,003.19	-		3,227,689.53	1,003,564.93				1,003,564.93					#	1,003,564.93	4,231,254.46				-	3,833,251.27	398,003.19	-	-	-	-	4,231,254.46
Working Fund (NCA issued to BTr)					-					-					#	-	-				-	-	-	-	-	-	-	-
Tax Remittance Advices Issued (TRA)	579,914.98	22,078.33			601,993.31					-					#	-	601,993.31				-	579,914.98	22,078.33	-	-	-	-	601,993.31
Cash Disbursement Ceiling (CDC)					-					-					#	-	-				-	-	-	-	-	-	-	-
Non-Cash Availment Authority (NCAA)					-					-					#	-	-				-	-	-	-	-	-	-	-
Others (CDT, BTr Docs Stamp, etc.)					-					-					#	-	-				-	-	-	-	-	-	-	-
<b>TOTAL</b>	<b>3,409,601.32</b>	<b>420,081.52</b>	<b>-</b>	<b>-</b>	<b>3,829,682.84</b>	<b>1,003,564.93</b>	<b>-</b>	<b>-</b>	<b>-</b>	<b>1,003,564.93</b>	<b>#</b>	<b>#</b>	<b>#</b>	<b>#</b>	<b>#</b>	<b>1,003,564.93</b>	<b>4,833,247.77</b>	<b>-</b>	<b>-</b>	<b>-</b>	<b>-</b>	<b>4,413,166.25</b>	<b>420,081.52</b>	<b>-</b>	<b>-</b>	<b>-</b>	<b>-</b>	<b>4,833,247.77</b>

**SUMMARY:**

	<u>Previous month</u>	<u>This month</u>	<u>AS of Date</u>		<u>Previous month</u>	<u>This month</u>	<u>As of Date</u>
Total Disbursement Authorities Received				Total Disbursements Program	-	11,132,559.31	11,132,559.31
NCA		10,530,566.00	10,530,566.00	Less: * Actual Disbursements	-	4,833,247.77	4,833,247.77
Working Fund				(Over)/Under spending	-	6,299,311.54	6,299,311.54
TRA		601,993.31	601,993.31				
CDC			0.00				
NCAA			0.00				
Others (CDT, BTr Docs Stamp, etc.)			0.00				
Add: Notice of Transfer Allocations (NTA)* issued			0.00				
<b>Total Disbursements Authorities Available</b>	0.00	11,132,559.31	11,132,559.31				
Less: Lapsed NCA		1.07	1.07				
Disbursements *		4,833,247.77	4,833,247.77				
<b>Balance of Disbursements Authorities as of to date</b>	0.00	6,299,310.47	6,299,310.47				

Certified Correct:  
  
**OSCAR ANTHONY C. DAVID**  
 Accountant III  
 Date:

Approved By:  
  
**ATTY. ANA C. DIONE, CPA**  
 Regional Director  
 Date:

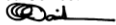
**MONTHLY REPORT OF DISBURSEMENTS**  
For the month of February, 2015

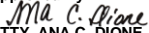
Department : DEPARTMENT OF LABOR AND EMPLOYMENT  
 Agency : OFFICE OF THE SECRETARY  
 Operating Unit : REGIONAL OFFICE NO. III  
 Organization Code (UACS) : 16 001 03 00003  
 Funding Source Code (as clustered) : 01 1 01 101  
 (e.g. Old Fund Code: 101,102, 151)

PARTICULARS	CURRENT YEAR BUDGET					PRIOR YEAR'S BUDGET										SUB-TOTAL	TRUST LIABILITIES				GRAND TOTAL					Remarks		
	PS	MOOE	Fin. Exp	CO	TOTAL	PRIOR YEAR'S ACCOUNTS PAYABLE					NT YEAR'S ACCOUNTS P						TOTAL	PS	MOOE	CO	TOTAL	PS	MOOE	Fin. Exp	CO		TOTAL	
						PS	MOOE	Fin. Exp	CO	Sub-Total	PS	MOOE	Fin. Exp	CO	b-T													TOTAL
1	2	3	4	5	6=(2+3+4+5)	7	8	9	10	11=(7+8+9+10)	12	13	14	15	16=(12+13+14+15)	17=(11+16)	18=(6+17)	19	20	21	22=(19+20+21)	23	24	25	26	27=(23+24+25+26)	28	
Notice of Cash Allocation (NCA)																												
MDS Checks Issued	2,929,408.76	292,657.00			3,222,065.76					-				#	-	3,222,065.76					-	2,929,408.76	292,657.00	-	-	3,222,065.76		
Advice to Debit Account	2,664,688.78	342,071.14			3,006,759.92	14,826.05	4,731.00			19,557.05				#	19,557.05	3,026,316.97					-	2,679,514.83	346,802.14	-	-	3,026,316.97		
Working Fund (NCA issued to BTr)					-					-				#	-	-					-	-	-	-	-	-		
Tax Remittance Advices Issued (TRA)	573,295.60	57,196.40			630,492.00					-				#	-	630,492.00					-	573,295.60	57,196.40	-	-	630,492.00		
Cash Disbursement Ceiling (CDC)					-					-				#	-	-					-	-	-	-	-	-		
Non-Cash Availment Authority (NCAA)					-					-				#	-	-					-	-	-	-	-	-		
Others (CDT, BTr Docs Stamp, etc.)					-					-				#	-	-					-	-	-	-	-	-		
<b>TOTAL</b>	<b>6,167,393.14</b>	<b>691,924.54</b>	<b>-</b>	<b>-</b>	<b>6,859,317.68</b>	<b>14,826.05</b>	<b>4,731.00</b>	<b>-</b>	<b>-</b>	<b>19,557.05</b>	<b>#</b>	<b>#</b>	<b>#</b>	<b>#</b>	<b>19,557.05</b>	<b>6,878,874.73</b>	<b>-</b>	<b>-</b>	<b>-</b>	<b>-</b>	<b>-</b>	<b>6,182,219.19</b>	<b>696,655.54</b>	<b>-</b>	<b>-</b>	<b>6,878,874.73</b>		

**SUMMARY:**

	<u>Previous month</u>	<u>This month</u>	<u>AS of Date</u>		<u>Previous month</u>	<u>This month</u>	<u>As of Date</u>
Total Disbursement Authorities Received				Total Disbursements Program	11,132,559.31	7,488,392.00	18,620,951.31
NCA	10,530,566.00	6,843,000.00	17,373,566.00	Less: * Actual Disbursements	4,833,247.77	6,878,874.73	11,712,122.50
Working Fund	0.00		0.00	(Over)/Under spending	6,299,311.54	609,517.27	6,908,828.81
TRA	601,993.31	630,492.00	1,232,485.31				
CDC	0.00		0.00				
NCAA	0.00		0.00				
Others (CDT, BTr Docs Stamp, etc.)	0.00		0.00				
Add: Notice of Transfer Allocations (NTA)* issued	0.00	14,900.00	14,900.00				
<b>Total Disbursements Authorities Available</b>	<b>11,132,559.31</b>	<b>7,488,392.00</b>	<b>18,620,951.31</b>				
Less: Lapsed NCA	1.07		1.07				
Disbursements *	4,833,247.77	6,878,874.73	11,712,122.50				
<b>Balance of Disbursements Authorities as of to date</b>	<b>6,299,310.47</b>	<b>609,517.27</b>	<b>6,908,827.74</b>				

Certified Correct:  
  
**OSCAR ANTHONY C. DAVID**  
 Accountant III  
 Date:

Approved By:  
  
**ATTY. ANA C. DIONE, CPA**  
 Regional Director  
 Date:

**MONTHLY REPORT OF DISBURSEMENTS**  
For the month of March, 2015


Department : DEPARTMENT OF LABOR AND EMPLOYMENT  
 Agency : OFFICE OF THE SECRETARY  
 Operating Unit : REGIONAL OFFICE NO. III  
 Organization Code (UACS) : 16 001 03 00003  
 Funding Source Code (as clustered) : 01 1 01 101  
 (e.g. Old Fund Code: 101,102, 151)

PARTICULARS	CURRENT YEAR BUDGET					PRIOR YEAR'S BUDGET										SUB-TOTAL	TRUST LIABILITIES				GRAND TOTAL					Remarks		
	PS	MOOE	Fin. Exp	CO	TOTAL	PRIOR YEAR'S ACCOUNTS PAYABLE					NT YEAR'S ACCOUNTS P						TOTAL	PS	MOOE	CO	TOTAL	PS	MOOE	Fin. Exp	CO		TOTAL	
						PS	MOOE	Fin. Exp	CO	Sub-Total	PS	MOOE	Fin. Exp	CO	b-T													TOTAL
1	2	3	4	5	6=(2+3+4+5)	7	8	9	10	11=(7+8+9+10)	12	13	14	15	16=(12+13+14+15)	17=(11+16)	18=(6+17)	19	20	21	22=(19+20+21)	23	24	25	26	27=(23+24+25+26)	28	
Notice of Cash Allocation (NCA)																												
MDS Checks Issued	2,514,264.19	14,860,650.72			17,374,914.91	2,401,100.00				2,401,100.00					#	2,401,100.00	19,776,014.91				-	4,915,364.19	14,860,650.72	-	-	19,776,014.91		
Advice to Debit Account	2,668,300.57	306,875.52			2,975,176.09					-					#	-	2,975,176.09				-	2,668,300.57	306,875.52	-	-	2,975,176.09		
Working Fund (NCA issued to BTr)					-					-					#	-	-				-	-	-	-	-	-		
Tax Remittance Advices Issued (TRA)	554,362.53	137,210.83			691,573.36					-					#	-	691,573.36				-	554,362.53	137,210.83	-	-	691,573.36		
Cash Disbursement Ceiling (CDC)					-					-					#	-	-				-	-	-	-	-	-		
Non-Cash Availment Authority (NCAA)					-					-					#	-	-				-	-	-	-	-	-		
Others (CDT, BTr Docs Stamp, etc.)					-					-					#	-	-				-	-	-	-	-	-		
<b>TOTAL</b>	5,736,927.29	15,304,737.07	-	-	21,041,664.36	2,401,100.00	-	-	-	2,401,100.00	#	#	#	#	#	2,401,100.00	23,442,764.36	-	-	-	-	8,138,027.29	15,304,737.07	-	-	23,442,764.36		

SUMMARY:

	<u>Previous month</u>	<u>This month</u>	<u>AS of Date</u>		<u>Previous month</u>	<u>This month</u>	<u>As of Date</u>
Total Disbursement Authorities Received				Total Disbursements Program	18,620,951.31	21,869,538.18	40,490,489.49
NCA	17,373,566.00	14,916,066.00	32,289,632.00	Less: * Actual Disbursements	11,712,122.50	23,442,764.36	35,154,886.86
Working Fund	0.00		0.00	(Over)/Under spending	6,908,828.81	(1,573,226.18)	5,335,602.63
TRA	1,232,485.31	691,573.36	1,924,058.67				
CDC	0.00		0.00				
NCAA	0.00		0.00				
Others (CDT, BTr Docs Stamp, etc.)	0.00		0.00				
Add: Notice of Transfer Allocations (NTA)* issued	14,900.00	6,261,898.82	6,276,798.82				
<b>Total Disbursements Authorities Available</b>	<b>18,620,951.31</b>	<b>21,869,538.18</b>	<b>40,490,489.49</b>				
Less: Lapsed NCA	1.07	5,335,601.56	5,335,602.63				
Disbursements *	11,712,122.50	23,442,764.36	35,154,886.86				
<b>Balance of Disbursements Authorities as of to date</b>	<b>6,908,827.74</b>	<b>(6,908,827.74)</b>	<b>0.00</b>				

Certified Correct:

  
**OSCAR ANTHONY C. DAVID**  
 Accountant III  
 Date:

Approved By:

  
**ATTY. ANA C. DIONE, CPA**  
 Regional Director  
 Date:

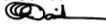
**MONTHLY REPORT OF DISBURSEMENTS**  
For the month of April, 2015

Department : DEPARTMENT OF LABOR AND EMPLOYMENT  
 Agency : OFFICE OF THE SECRETARY  
 Operating Unit : REGIONAL OFFICE NO. III  
 Organization Code (UACS) : 16 001 03 00003  
 Funding Source Code (as clustered) : 01 1 01 101  
 (e.g. Old Fund Code: 101,102, 151)

PARTICULARS	CURRENT YEAR BUDGET					PRIOR YEAR'S BUDGET										SUB-TOTAL	TRUST LIABILITIES				GRAND TOTAL					Remarks	
	PS	MOOE	Fin. Exp	CO	TOTAL	PRIOR YEAR'S ACCOUNTS PAYABLE					NT YEAR'S ACCOUNTS P						TOTAL	PS	MOOE	CO	TOTAL	PS	MOOE	Fin. Exp	CO		TOTAL
						PS	MOOE	Fin. Exp	CO	Sub-Total	PS	MOOE	Fin. Exp	CO	b-T												
1	2	3	4	5	6=(2+3+4+5)	7	8	9	10	11=(7+8+9+10)	12	13	14	15	16=(12+13+14+15)	17=(11+16)	18=(6+17)	19	20	21	22=(19+20+21)	23	24	25	26	27=(23+24+25+26)	28
Notice of Cash Allocation (NCA)   MDS Checks Issued Advice to Debit Account	2,734,855.45	370,850.77			3,105,706.22										#	-	3,105,706.22				-	2,734,855.45	370,850.77			3,105,706.22	
Working Fund (NCA issued to BTr)					-										#	-					-					-	
Tax Remittance Advices Issued (TRA)	553,856.69	80,443.42			634,300.11										#	-	634,300.11				-	553,856.69	80,443.42			634,300.11	
Cash Disbursement Ceiling (CDC)					-										#	-					-					-	
Non-Cash Availment Authority (NCAA)					-										#	-					-					-	
Others (CDT, BTr Docs Stamp, etc.)					-										#	-					-					-	
<b>TOTAL</b>	<b>3,288,712.14</b>	<b>451,294.19</b>	<b>-</b>	<b>-</b>	<b>3,740,006.33</b>	<b>-</b>	<b>-</b>	<b>-</b>	<b>-</b>	<b>-</b>	<b>#</b>	<b>#</b>	<b>#</b>	<b>#</b>	<b>#</b>	<b>-</b>	<b>3,740,006.33</b>	<b>-</b>	<b>-</b>	<b>-</b>	<b>-</b>	<b>3,288,712.14</b>	<b>451,294.19</b>	<b>-</b>	<b>-</b>	<b>3,740,006.33</b>	

SUMMARY:

	<u>Previous month</u>	<u>This month</u>	<u>AS of Date</u>		<u>Previous month</u>	<u>This month</u>	<u>As of Date</u>
Total Disbursement Authorities Received				Total Disbursements Program	40,490,489.49	25,202,700.11	65,693,189.60
NCA	32,289,632.00	19,091,000.00	51,380,632.00	Less: * Actual Disbursements	35,154,886.86	3,740,006.33	38,894,893.19
Working Fund	0.00		0.00	(Over)/Under spending	<u>5,335,602.63</u>	<u>21,462,693.78</u>	<u>26,798,296.41</u>
TRA	1,924,058.67	634,300.11	2,558,358.78				
CDC	0.00		0.00				
NCAA	0.00		0.00				
Others (CDT, BTr Docs Stamp, etc.)	0.00		0.00				
<b>Add: Notice of Transfer Allocations (NTA)* issued</b>	<b>6,276,798.82</b>	<b>5,477,400.00</b>	<b>11,754,198.82</b>				
<b>Total Disbursements Authorities Available</b>	<b>40,490,489.49</b>	<b>25,202,700.11</b>	<b>65,693,189.60</b>				
<b>Less: Lapsed NCA</b>	<b>5,335,602.63</b>		<b>5,335,602.63</b>				
Disbursements *	<u>35,154,886.86</u>	<u>3,740,006.33</u>	<u>38,894,893.19</u>				
<b>Balance of Disbursements Authorities as of to date</b>	<b>0.00</b>	<b>21,462,693.78</b>	<b>21,462,693.78</b>				

Certified Correct:  
  
**OSCAR ANTHONY C. DAVID**  
 Accountant III  
 Date:

Approved By:  
  
**ATTY. ANA C. DIONE, CPA**  
 Regional Director  
 Date:

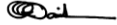
**MONTHLY REPORT OF DISBURSEMENTS**  
For the month of May, 2015

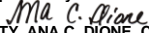
Department : DEPARTMENT OF LABOR AND EMPLOYMENT  
 Agency : OFFICE OF THE SECRETARY  
 Operating Unit : REGIONAL OFFICE NO. III  
 Organization Code (UACS) : 16 001 03 00003  
 Funding Source Code (as clustered) : 01 1 01 101  
 (e.g. Old Fund Code: 101,102, 151)

PARTICULARS	CURRENT YEAR BUDGET					PRIOR YEAR'S BUDGET										SUB-TOTAL	TRUST LIABILITIES				GRAND TOTAL					Remarks		
	PS	MOOE	Fin. Exp	CO	TOTAL	PRIOR YEAR'S ACCOUNTS PAYABLE					NT YEAR'S ACCOUNTS P						TOTAL	PS	MOOE	CO	TOTAL	PS	MOOE	Fin. Exp	CO		TOTAL	
						PS	MOOE	Fin. Exp	CO	Sub-Total	PS	MOOE	Fin. Exp	CO	b-T													TOTAL
1	2	3	4	5	6=(2+3+4+5)	7	8	9	10	11=(7+8+9+10)	12	13	14	15	16=(12+13+14+15)	17=(11+16)	18=(6+17)	19	20	21	22=(19+20+21)	23	24	25	26	27=(23+24+25+26)	28	
Notice of Cash Allocation (NCA)																												
MDS Checks Issued	1,684,445.72	3,383,750.04			5,068,195.76					-					#	-	5,068,195.76				-	1,684,445.72	3,383,750.04	-	-	5,068,195.76		
Advice to Debit Account	2,308,127.77	325,619.14			2,633,746.91					-					#	-	2,633,746.91				-	2,308,127.77	325,619.14	-	-	2,633,746.91		
Working Fund (NCA issued to BTr)					-					-					#	-	-				-	-	-	-	-	-		
Tax Remittance Advices Issued (TRA)	536,312.11	55,945.77			592,257.88					-					#	-	592,257.88				-	536,312.11	55,945.77	-	-	592,257.88		
Cash Disbursement Ceiling (CDC)					-					-					#	-	-				-	-	-	-	-	-		
Non-Cash Availment Authority (NCAA)					-					-					#	-	-				-	-	-	-	-	-		
Others (CDT, BTr Docs Stamp, etc.)					-					-					#	-	-				-	-	-	-	-	-		
<b>TOTAL</b>	4,528,885.60	3,765,314.95	-	-	8,294,200.55	-	-	-	-	-	#	#	#	#	#	-	8,294,200.55	-	-	-	-	4,528,885.60	3,765,314.95	-	-	8,294,200.55		

SUMMARY:

	<u>Previous month</u>	<u>This month</u>	<u>AS of Date</u>		<u>Previous month</u>	<u>This month</u>	<u>As of Date</u>
Total Disbursement Authorities Received				Total Disbursements Program	65,693,189.60	34,920,757.88	100,613,947.48
NCA	51,380,632.00	28,286,000.00	79,666,632.00	Less: * Actual Disbursements	38,894,893.19	8,294,200.55	47,189,093.74
Working Fund	0.00		0.00	(Over)/Under spending	<u>26,798,296.41</u>	<u>26,626,557.33</u>	<u>53,424,853.74</u>
TRA	2,558,358.78	592,257.88	3,150,616.66				
CDC	0.00		0.00				
NCAA	0.00		0.00				
Others (CDT, BTr Docs Stamp, etc.)	0.00		0.00				
<b>Add: Notice of Transfer Allocations (NTA)* issued</b>	<u>11,754,198.82</u>	<u>6,042,500.00</u>	<u>17,796,698.82</u>				
<b>Total Disbursements Authorities Available</b>	65,693,189.60	34,920,757.88	100,613,947.48				
<b>Less: Lapsed NCA</b>	5,335,602.63		5,335,602.63				
Disbursements *	<u>38,894,893.19</u>	<u>8,294,200.55</u>	<u>47,189,093.74</u>				
<b>Balance of Disbursements Authorities as of to date</b>	21,462,693.78	26,626,557.33	48,089,251.11				

Certified Correct:  
  
**OSCAR ANTHONY C. DAVID**  
 Accountant III  
 Date: June 4, 2015

Approved By:  
  
**ATTY. ANA C. DIONE, CPA**  
 Regional Director  
 Date: June 4, 2015

**MONTHLY REPORT OF DISBURSEMENTS**  
For the month of June, 2015


Department : DEPARTMENT OF LABOR AND EMPLOYMENT  
 Agency : OFFICE OF THE SECRETARY  
 Operating Unit : REGIONAL OFFICE NO. III  
 Organization Code (UACS) : 16 001 03 00003  
 Funding Source Code (as clustered) : 01 1 01 101  
 (e.g. Old Fund Code: 101,102, 151)

PARTICULARS	CURRENT YEAR BUDGET					PRIOR YEAR'S BUDGET											SUB-TOTAL	TRUST LIABILITIES				GRAND TOTAL					Remarks	
	PS	MOOE	Fin. Exp	CO	TOTAL	PRIOR YEAR'S ACCOUNTS PAYABLE					NT YEAR'S ACCOUNTS P							TOTAL	PS	MOOE	CO	TOTAL	PS	MOOE	Fin. Exp	CO		TOTAL
						PS	MOOE	Fin. Exp	CO	Sub-Total	PS	MOOE	Fin. Exp	CO	b-T	16=												
1	2	3	4	5	6=(2+3+4+5)	7	8	9	10	11=(7+8+9+10)	12	13	14	15	16=	17=(11+16)	18=(6+17)	19	20	21	22=(19+20+21)	23	24	25	26	27=(23+24+25+26)	28	
Notice of Cash Allocation (NCA)																												
MDS Checks Issued	4,105,575.55	6,331,568.95			10,437,144.50					-					#	-	10,437,144.50				-	4,105,575.55	6,331,568.95	-	-	10,437,144.50		
Advice to Debit Account	8,261,374.39	55,729,909.35			63,991,283.74					-					#	-	63,991,283.74				-	8,261,374.39	55,729,909.35	-	-	63,991,283.74		
Working Fund (NCA issued to BTr)					-					-					#	-	-				-	-	-	-	-	-		
Tax Remittance Advices Issued (TRA)	559,964.35	466,308.66			1,026,273.01					-					#	-	1,026,273.01				-	559,964.35	466,308.66	-	-	1,026,273.01		
Cash Disbursement Ceiling (CDC)					-					-					#	-	-				-	-	-	-	-	-		
Non-Cash Availment Authority (NCAA)					-					-					#	-	-				-	-	-	-	-	-		
Others (CDT, BTr Docs Stamp, etc.)					-					-					#	-	-				-	-	-	-	-	-		
<b>TOTAL</b>	12,926,914.29	62,527,786.96	-	-	75,454,701.25	-	-	-	-	-	#	#	#	#	#	-	75,454,701.25	-	-	-	-	#####	62,527,786.96	-	-	75,454,701.25		

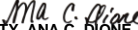
**SUMMARY:**

	<u>Previous month</u>	<u>This month</u>	<u>AS of Date</u>		<u>Previous month</u>	<u>This month</u>	<u>As of Date</u>
Total Disbursement Authorities Received				Total Disbursements Program	100,613,947.48	27,365,580.56	127,979,528.04
NCA	79,666,632.00	20,726,000.00	100,392,632.00	Less: * Actual Disbursements	47,189,093.74	75,454,701.25	122,643,794.99
Working Fund	0.00		0.00	(Over)/Under spending	53,424,853.74	(48,089,120.69)	5,335,733.05
TRA	3,150,616.66	1,026,273.01	4,176,889.67				
CDC	0.00		0.00				
NCAA	0.00		0.00				
Others (CDT, BTr Docs Stamp, etc.)	0.00		0.00				
<b>Add: Notice of Transfer Allocations (NTA)* issued</b>	<b>17,796,698.82</b>	<b>5,613,307.55</b>	<b>23,410,006.37</b>				
<b>Total Disbursements Authorities Available</b>	<b>100,613,947.48</b>	<b>27,365,580.56</b>	<b>127,979,528.04</b>				
<b>Less: Lapsed NCA</b>	<b>5,335,602.63</b>	<b>130.42</b>	<b>5,335,733.05</b>				
Disbursements *	47,189,093.74	75,454,701.25	122,643,794.99				
<b>Balance of Disbursements Authorities as of to date</b>	<b>48,089,251.11</b>	<b>(48,089,251.11)</b>	<b>0.00</b>				

Certified Correct:

  
**OSCAR ANTHONY C. DAVID**  
 Accountant III  
 Date: July 10, 2015

Approved By:

  
**ATTY. ANA C. DIONE, CPA**  
 Regional Director  
 Date: July 10, 2015


**MONTHLY REPORT OF DISBURSEMENTS**  
For the month of July, 2015

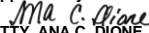
Department : DEPARTMENT OF LABOR AND EMPLOYMENT  
 Agency : OFFICE OF THE SECRETARY  
 Operating Unit : REGIONAL OFFICE NO. III  
 Organization Code (UACS) : 16 001 03 00003  
 Funding Source Code (as clustered) : 01 1 01 101  
 (e.g. Old Fund Code: 101,102, 151)

PARTICULARS	CURRENT YEAR BUDGET					PRIOR YEAR'S BUDGET											SUB-TOTAL	TRUST LIABILITIES				GRAND TOTAL					Remarks		
	PS	MOOE	Fin. Exp	CO	TOTAL	PRIOR YEAR'S ACCOUNTS PAYABLE					NT YEAR'S ACCOUNTS P							TOTAL	PS	MOOE	CO	TOTAL	PS	MOOE	Fin. Exp	CO		TOTAL	
						PS	MOOE	Fin. Exp	CO	Sub-Total	PS	MOOE	Fin. Exp	CO	b-T	18=													12+
1	2	3	4	5	6=(2+3+4+5)	7	8	9	10	11=(7+8+9+10)	12	13	14	15	16=	17=(11+16)	18=(6+17)	19	20	21	22=(19+20+21)	23	24	25	26	27=(23+24+25+26)	28		
<b>Notice of Cash Allocation (NCA)</b>																													
MDS Checks Issued	1,506,831.66	2,296,511.56			3,803,343.22					-					#	-	3,803,343.22				-	1,506,831.66	2,296,511.56	-	-	3,803,343.22			
Advice to Debit Account	2,665,718.31	643,411.10			3,309,129.41					-					#	-	3,309,129.41				-	2,665,718.31	643,411.10	-	-	3,309,129.41			
Working Fund (NCA issued to BTr)					-					-					#	-	-				-	-	-	-	-	-			
Tax Remittance Advices Issued (TRA)	574,602.53	49,316.46			623,918.99					-					#	-	623,918.99				-	574,602.53	49,316.46	-	-	623,918.99			
Cash Disbursement Ceiling (CDC)					-					-					#	-	-				-	-	-	-	-	-			
Non-Cash Availment Authority (NCAA)					-					-					#	-	-				-	-	-	-	-	-			
Others (CDT, BTr Docs Stamp, etc.)					-					-					#	-	-				-	-	-	-	-	-			
<b>TOTAL</b>	<b>4,747,152.50</b>	<b>2,989,239.12</b>	<b>-</b>	<b>-</b>	<b>7,736,391.62</b>	<b>-</b>	<b>-</b>	<b>-</b>	<b>-</b>	<b>-</b>	<b>#</b>	<b>#</b>	<b>#</b>	<b>#</b>	<b>#</b>	<b>-</b>	<b>7,736,391.62</b>	<b>-</b>	<b>-</b>	<b>-</b>	<b>-</b>	<b>4,747,152.50</b>	<b>2,989,239.12</b>	<b>-</b>	<b>-</b>	<b>7,736,391.62</b>			

**SUMMARY:**

	<u>Previous month</u>	<u>This month</u>	<u>AS of Date</u>		<u>Previous month</u>	<u>This month</u>	<u>As of Date</u>
Total Disbursement Authorities Received				Total Disbursements Program	127,979,528.04	30,203,818.99	158,183,347.03
NCA	100,392,632.00	25,915,000.00	126,307,632.00	Less: * Actual Disbursements	122,643,794.99	7,736,391.62	130,380,186.61
Working Fund	0.00		0.00	(Over)/Under spending	5,335,733.05	22,467,427.37	27,803,160.42
TRA	4,176,889.67	623,918.99	4,800,808.66				
CDC	0.00		0.00				
NCAA	0.00		0.00				
Others (CDT, BTr Docs Stamp, etc.)	0.00		0.00				
<b>Add: Notice of Transfer Allocations (NTA)* issued</b>	<b>23,410,006.37</b>	<b>3,664,900.00</b>	<b>27,074,906.37</b>				
<b>Total Disbursements Authorities Available</b>	<b>127,979,528.04</b>	<b>30,203,818.99</b>	<b>158,183,347.03</b>				
<b>Less: Lapsed NCA</b>	<b>5,335,733.05</b>		<b>5,335,733.05</b>				
Disbursements *	122,643,794.99	7,736,391.62	130,380,186.61				
<b>Balance of Disbursements Authorities as of to date</b>	<b>0.00</b>	<b>22,467,427.37</b>	<b>22,467,427.37</b>				

**Certified Correct:**  
  
**OSCAR ANTHONY C. DAVID**  
 Accountant III  
 Date: Aug 6, 2015

**Approved By:**  
  
**ATTY. ANA C. DIONE, CPA**  
 Regional Director  
 Date: Aug 6, 2015

**MONTHLY REPORT OF DISBURSEMENTS**  
For the month of August, 2015


Department : DEPARTMENT OF LABOR AND EMPLOYMENT  
 Agency : OFFICE OF THE SECRETARY  
 Operating Unit : REGIONAL OFFICE NO. III  
 Organization Code (UACS) : 16 001 03 00003  
 Funding Source Code (as clustered) : 01 1 01 101  
 (e.g. Old Fund Code: 101,102, 151)

PARTICULARS	CURRENT YEAR BUDGET					PRIOR YEAR'S BUDGET										SUB-TOTAL	TRUST LIABILITIES				GRAND TOTAL					Remarks		
	PS	MOOE	Fin. Exp	CO	TOTAL	PRIOR YEAR'S ACCOUNTS PAYABLE					NT YEAR'S ACCOUNTS P						TOTAL	PS	MOOE	CO	TOTAL	PS	MOOE	Fin. Exp	CO		TOTAL	
						PS	MOOE	Fin. Exp	CO	Sub-Total	PS	MOOE	Fin. Exp	CO	b-T													TOTAL
1	2	3	4	5	6=(2+3+4+5)	7	8	9	10	11=(7+8+9+10)	12	13	14	15	16=(12+13+14+15)	17=(11+16)	18=(6+17)	19	20	21	22=(19+20+21)	23	24	25	26	27=(23+24+25+26)	28	
Notice of Cash Allocation (NCA)   MDS Checks Issued Advice to Debit Account Working Fund (NCA issued to BTr) Tax Remittance Advices Issued (TRA) Cash Disbursement Ceiling (CDC) Non-Cash Availment Authority (NCAA) Others (CDT, BTr Docs Stamp, etc.) <b>TOTAL</b>																												
	1,888,996.06	1,038,706.51			1,038,706.51					9,252,103.26					-	1,038,706.51					-	1,888,996.06	7,363,107.20	-	-	9,252,103.26		
	582,408.72	104,873.00			687,281.72					-					-	687,281.72					-	582,408.72	104,873.00	-	-	687,281.72		
					-					-					-	-					-	-	-	-	-			
					-					-					-	-					-	-	-	-	-			
					-					-					-	-					-	-	-	-	-			
	2,471,404.78	8,506,686.71	-	-	10,978,091.49	-	-	-	-	-	#	#	#	#	#	-	10,978,091.49	-	-	-	-	2,471,404.78	8,506,686.71	-	-	10,978,091.49		

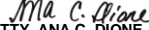
SUMMARY:

	<u>Previous month</u>	<u>This month</u>	<u>AS of Date</u>		<u>Previous month</u>	<u>This month</u>	<u>As of Date</u>
Total Disbursement Authorities Received				Total Disbursements Program	158,183,347.03	31,641,167.72	189,824,514.75
NCA	126,307,632.00	26,459,886.00	152,767,518.00	Less: * Actual Disbursements	130,380,186.61	10,978,091.49	141,358,278.10
Working Fund	0.00		0.00	(Over)/Under spending	27,803,160.42	20,663,076.23	48,466,236.65
TRA	4,800,808.66	687,281.72	5,488,090.38				
CDC	0.00		0.00				
NCAA	0.00		0.00				
Others (CDT, BTr Docs Stamp, etc.)	0.00		0.00				
Add: Notice of Transfer Allocations (NTA)* issued	27,074,906.37	4,494,000.00	31,568,906.37				
<b>Total Disbursements Authorities Available</b>	158,183,347.03	31,641,167.72	189,824,514.75				
Less: Lapsed NCA	5,335,733.05	0.69	5,335,733.74				
Disbursements *	130,380,186.61	10,978,091.49	141,358,278.10				
<b>Balance of Disbursements Authorities as of to date</b>	22,467,427.37	20,663,075.54	43,130,502.91				

Certified Correct:

  
**OSCAR ANTHONY C. DAVID**  
 Accountant III  
 Date: Sept. 4, 2015

Approved By:

  
**ATTY. ANA C. DIONE, CPA**  
 Regional Director  
 Date: Sept. 4, 2015




**MONTHLY REPORT OF DISBURSEMENTS**  
For the month of September, 2015

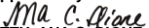
Department : DEPARTMENT OF LABOR AND EMPLOYMENT  
 Agency : OFFICE OF THE SECRETARY  
 Operating Unit : REGIONAL OFFICE NO. III  
 Organization Code (UACS) : 16 001 03 00003  
 Funding Source Code (as clustered) : 01 1 01 101  
 (e.g. Old Fund Code: 101,102, 151)

PARTICULARS	CURRENT YEAR BUDGET					PRIOR YEAR'S BUDGET										SUB-TOTAL	TRUST LIABILITIES				GRAND TOTAL					Remarks		
	PS	MOOE	Fin. Exp	CO	TOTAL	PRIOR YEAR'S ACCOUNTS PAYABLE					NT YEAR'S ACCOUNTS P						TOTAL	PS	MOOE	CO	TOTAL	PS	MOOE	Fin. Exp	CO		TOTAL	
						PS	MOOE	Fin. Exp	CO	Sub-Total	PS	MOOE	Fin. Exp	CO	b-T													TOTAL
1	2	3	4	5	6=(2+3+4+5)	7	8	9	10	11=(7+8+9+10)	12	13	14	15	16=(12+13+14+15)	17=(11+16)	18=(6+17)	19	20	21	22=(19+20+21)	23	24	25	26	27=(23+24+25+26)	28	
<b>Notice of Cash Allocation (NCA)</b>																												
MDS Checks Issued	2,737,906.02	7,086,401.00			9,824,307.02					-					#	-	9,824,307.02				-	2,737,906.02	7,086,401.00	-	-	-	9,824,307.02	
Advice to Debit Account	5,998,081.89	61,476,071.25			67,474,153.14					-					#	-	67,474,153.14				-	5,998,081.89	61,476,071.25	-	-	-	67,474,153.14	
Working Fund (NCA issued to BTr)					-					-					#	-	-				-	-	-	-	-	-	-	
Tax Remittance Advices Issued (TRA)	582,408.72	243,029.16			825,437.88					-					#	-	825,437.88				-	582,408.72	243,029.16	-	-	-	825,437.88	
Cash Disbursement Ceiling (CDC)					-					-					#	-	-				-	-	-	-	-	-	-	
Non-Cash Availment Authority (NCAA)					-					-					#	-	-				-	-	-	-	-	-	-	
Others (CDT, BTr Docs Stamp, etc.)					-					-					#	-	-				-	-	-	-	-	-	-	
<b>TOTAL</b>	<b>9,318,396.63</b>	<b>68,805,501.41</b>	<b>-</b>	<b>-</b>	<b>78,123,898.04</b>	<b>-</b>	<b>-</b>	<b>-</b>	<b>-</b>	<b>-</b>	<b>#</b>	<b>#</b>	<b>#</b>	<b>#</b>	<b>#</b>	<b>-</b>	<b>78,123,898.04</b>	<b>-</b>	<b>-</b>	<b>-</b>	<b>-</b>	<b>9,318,396.63</b>	<b>68,805,501.41</b>	<b>-</b>	<b>-</b>	<b>-</b>	<b>78,123,898.04</b>	

**SUMMARY:**

	<u>Previous month</u>	<u>This month</u>	<u>As of Date</u>		<u>Previous month</u>	<u>This month</u>	<u>As of Date</u>
Total Disbursement Authorities Received				Total Disbursements Program	189,824,514.75	34,993,395.38	224,817,910.13
NCA	152,767,518.00	27,399,383.00	180,166,901.00	Less: * Actual Disbursements	<u>141,358,278.10</u>	<u>78,123,898.04</u>	<u>219,482,176.14</u>
Working Fund	0.00		0.00	(Over)/Under spending	<u>48,466,236.65</u>	<u>(43,130,502.66)</u>	<u>5,335,733.99</u>
TRA	5,488,090.38	825,437.88	6,313,528.26				
CDC	0.00		0.00				
NCAA	0.00		0.00				
Others (CDT, BTr Docs Stamp, etc.)	0.00		0.00				
<b>Add: Notice of Transfer Allocations (NTA)* issued</b>	<u>31,568,906.37</u>	<u>6,768,574.50</u>	<u>38,337,480.87</u>				
<b>Total Disbursements Authorities Available</b>	<u>189,824,514.75</u>	<u>34,993,395.38</u>	<u>224,817,910.13</u>				
<b>Less: Lapsed NCA</b>	<u>5,335,733.74</u>	<u>0.25</u>	<u>5,335,733.99</u>				
Disbursements *	<u>141,358,278.10</u>	<u>78,123,898.04</u>	<u>219,482,176.14</u>				
<b>Balance of Disbursements Authorities as of to date</b>	<u>43,130,502.91</u>	<u>(43,130,502.91)</u>	<u>0.00</u>				

Certified Correct:  
  
**OSCAR ANTHONY C. DAVID**  
 Accountant III  
 Date: Oct 6, 2015

Approved By:  
  
**ATTY. ANA C. DIONE, CPA**  
 Regional Director  
 Date: Oct 6, 2015


**MONTHLY REPORT OF DISBURSEMENTS**  
For the month of October, 2015

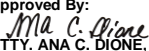
Department : DEPARTMENT OF LABOR AND EMPLOYMENT  
 Agency : OFFICE OF THE SECRETARY  
 Operating Unit : REGIONAL OFFICE NO. III  
 Organization Code (UACS) : 16 001 03 00003  
 Funding Source Code (as clustered) : 01 1 01 101  
 (e.g. Old Fund Code: 101,102, 151)

PARTICULARS	CURRENT YEAR BUDGET					PRIOR YEAR'S BUDGET										SUB-TOTAL	TRUST LIABILITIES				GRAND TOTAL					Remarks		
	PS	MOOE	Fin. Exp	CO	TOTAL	PRIOR YEAR'S ACCOUNTS PAYABLE					NT YEAR'S ACCOUNTS P						TOTAL	PS	MOOE	CO	TOTAL	PS	MOOE	Fin. Exp	CO		TOTAL	
						PS	MOOE	Fin. Exp	CO	Sub-Total	PS	MOOE	Fin. Exp	CO	b-T													
1	2	3	4	5	6=(2+3+4+5)	7	8	9	10	11=(7+8+9+10)	12	13	14	15	16=(12+13+14+15)	17=(11+16)	18=(6+17)	19	20	21	22=(19+20+21)	23	24	25	26	27=(23+24+25+26)	28	
Notice of Cash Allocation (NCA)																												
MDS Checks Issued		56,500.00			56,500.00					-					#	-	56,500.00				-	-	56,500.00	-	-	56,500.00		
Advice to Debit Account	2,570,558.34	729,926.18			3,300,484.52					-					#	-	3,300,484.52				-	-	2,570,558.34	729,926.18	-	-	3,300,484.52	
Working Fund (NCA issued to BTr)					-					-					#	-	-				-	-	-	-	-	-		
Tax Remittance Advices Issued (TRA)	571,101.20	89,213.61			660,314.81					-					#	-	660,314.81				-	571,101.20	89,213.61	-	-	660,314.81		
Cash Disbursement Ceiling (CDC)					-					-					#	-	-				-	-	-	-	-	-		
Non-Cash Availment Authority (NCAA)					-					-					#	-	-				-	-	-	-	-	-		
Others (CDT, BTr Docs Stamp, etc.)					-					-					#	-	-				-	-	-	-	-	-		
<b>TOTAL</b>	3,141,659.54	875,639.79	-	-	4,017,299.33	-	-	-	-	-	#	#	#	#	#	-	4,017,299.33	-	-	-	-	3,141,659.54	875,639.79	-	-	4,017,299.33		

**SUMMARY:**

	<u>Previous month</u>	<u>This month</u>	<u>AS of Date</u>		<u>Previous month</u>	<u>This month</u>	<u>As of Date</u>
Total Disbursement Authorities Received				Total Disbursements Program	224,817,910.13	16,119,837.81	240,937,747.94
NCA	180,166,901.00	6,707,763.00	186,874,664.00	Less: * Actual Disbursements	219,482,176.14	4,017,299.33	223,499,475.47
Working Fund	0.00		0.00	(Over)/Under spending	<u>5,335,733.99</u>	<u>12,102,538.48</u>	<u>17,438,272.47</u>
TRA	6,313,528.26	660,314.81	6,973,843.07				
CDC	0.00		0.00				
NCAA	0.00		0.00				
Others (CDT, BTr Docs Stamp, etc.)	0.00		0.00				
<b>Add: Notice of Transfer Allocations (NTA)* issued</b>	<u>38,337,480.87</u>	<u>8,751,760.00</u>	<u>47,089,240.87</u>				
<b>Total Disbursements Authorities Available</b>	224,817,910.13	16,119,837.81	240,937,747.94				
Less: Lapsed NCA	5,335,733.99		5,335,733.99				
Disbursements *	<u>219,482,176.14</u>	<u>4,017,299.33</u>	<u>223,499,475.47</u>				
<b>Balance of Disbursements Authorities as of to date</b>	0.00	12,102,538.48	12,102,538.48				

Certified Correct:  
  
**ALBERT B. MANLAPAZ**  
 OIC-Accountant III  
 Date: Nov 5, 2015

Approved By:  
  
**ATTY. ANA C. DIONE, CPA**  
 Regional Director  
 Date: Nov 5, 2015


**MONTHLY REPORT OF DISBURSEMENTS**  
For the month of November, 2015

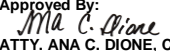
Department : DEPARTMENT OF LABOR AND EMPLOYMENT  
 Agency : OFFICE OF THE SECRETARY  
 Operating Unit : REGIONAL OFFICE NO. III  
 Organization Code (UACS) : 16 001 03 00003  
 Funding Source Code (as clustered) : 01 1 01 101  
 (e.g. Old Fund Code: 101,102, 151)

PARTICULARS	CURRENT YEAR BUDGET					PRIOR YEAR'S BUDGET										SUB-TOTAL	TRUST LIABILITIES				GRAND TOTAL					Remarks			
	PS	MOOE	Fin. Exp	CO	TOTAL	PRIOR YEAR'S ACCOUNTS PAYABLE					NT YEAR'S ACCOUNTS P						TOTAL	PS	MOOE	CO	TOTAL	PS	MOOE	Fin. Exp	CO		TOTAL		
						PS	MOOE	Fin. Exp	CO	Sub-Total	PS	MOOE	Fin. Exp	CO	Sub-Total														
1	2	3	4	5	6=(2+3+4+5)	7	8	9	10	11=(7+8+9+10)	12	13	14	15	16=(12+13+14+15)	17=(11+16)	18=(6+17)	19	20	21	22=(19+20+21)	23	24	25	26	27=(23+24+25+26)	28		
Notice of Cash Allocation (NCA) MDS Checks Issued Advice to Debit Account	4,279,787.48	2,240,960.00 7,606,968.66			2,240,960.00 11,886,756.14					-					#	-	2,240,960.00 11,886,756.14				-	-	2,240,960.00 7,606,968.66	-	-	-	-	2,240,960.00 11,886,756.14	
Working Fund (NCA issued to BTr)					-					-					#	-	-				-	-	-	-	-	-	-	-	-
Tax Remittance Advices Issued (TRA)	571,101.20	184,427.05			755,528.25					-					#	-	755,528.25				-	571,101.20	184,427.05	-	-	-	-	755,528.25	
Cash Disbursement Ceiling (CDC)					-					-					#	-	-				-	-	-	-	-	-	-	-	-
Non-Cash Availment Authority (NCAA)					-					-					#	-	-				-	-	-	-	-	-	-	-	-
Others (CDT, BTr Docs Stamp, etc.)					-					-					#	-	-				-	-	-	-	-	-	-	-	-
<b>TOTAL</b>	<b>4,850,888.68</b>	<b>10,032,355.71</b>	<b>-</b>	<b>-</b>	<b>14,883,244.39</b>	<b>-</b>	<b>-</b>	<b>-</b>	<b>-</b>	<b>-</b>	<b>#</b>	<b>#</b>	<b>#</b>	<b>#</b>	<b>#</b>	<b>-</b>	<b>14,883,244.39</b>	<b>-</b>	<b>-</b>	<b>-</b>	<b>-</b>	<b>4,850,888.68</b>	<b>10,032,355.71</b>	<b>-</b>	<b>-</b>	<b>-</b>	<b>-</b>	<b>14,883,244.39</b>	

**SUMMARY:**

	<u>Previous month</u>	<u>This month</u>	<u>As of Date</u>		<u>Previous month</u>	<u>This month</u>	<u>As of Date</u>
Total Disbursement Authorities Received				Total Disbursements Program	240,937,747.94	21,327,643.45	262,265,391.39
NCA	186,874,664.00	8,868,000.00	195,742,664.00	Less: * Actual Disbursements	223,499,475.47	14,883,244.39	238,382,719.86
Working Fund	0.00		0.00	(Over)/Under spending	<u>17,438,272.47</u>	<u>6,444,399.06</u>	<u>23,882,671.53</u>
TRA	6,973,843.07	755,528.25	7,729,371.32				
CDC	0.00		0.00				
NCAA	0.00		0.00				
Others (CDT, BTr Docs Stamp, etc.)	0.00		0.00				
<b>Add: Notice of Transfer Allocations (NTA)* issued</b>	<b>47,089,240.87</b>	<b>11,704,115.20</b>	<b>58,793,356.07</b>				
<b>Total Disbursements Authorities Available</b>	<b>240,937,747.94</b>	<b>21,327,643.45</b>	<b>262,265,391.39</b>				
<b>Less: Lapsed NCA</b>	<b>5,335,733.99</b>	<b></b>	<b>5,335,733.99</b>				
<b>Disbursements *</b>	<b>223,499,475.47</b>	<b>14,883,244.39</b>	<b>238,382,719.86</b>				
<b>Balance of Disbursements Authorities as of to date</b>	<b>12,102,538.48</b>	<b>6,444,399.06</b>	<b>18,546,937.54</b>				

**Certified Correct:**  
  
**ALBERT B. MANLAPAZ**  
 OIC-Accountant III  
 Date: Dec 4, 2015

**Approved By:**  
  
**ATTY. ANA C. DIONE, CPA**  
 Regional Director  
 Date: Dec 4, 2015


**MONTHLY REPORT OF DISBURSEMENTS**  
For the month of December, 2015

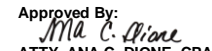
Department : DEPARTMENT OF LABOR AND EMPLOYMENT  
 Agency : OFFICE OF THE SECRETARY  
 Operating Unit : REGIONAL OFFICE NO. III  
 Organization Code (UACS) : 16 001 03 00003  
 Funding Source Code (as clustered) : 01 1 01 101  
 (e.g. Old Fund Code: 101,102, 151)

PARTICULARS	CURRENT YEAR BUDGET					PRIOR YEAR'S BUDGET										SUB-TOTAL	TRUST LIABILITIES				GRAND TOTAL					Remarks			
	PS	MOOE	Fin. Exp	CO	TOTAL	PRIOR YEAR'S ACCOUNTS PAYABLE					NT YEAR'S ACCOUNTS P						TOTAL	PS	MOOE	CO	TOTAL	PS	MOOE	Fin. Exp	CO		TOTAL		
						PS	MOOE	Fin. Exp	CO	Sub-Total	PS	MOOE	Fin. Exp	CO	Sub-Total														
1	2	3	4	5	6=(2+3+4+5)	7	8	9	10	11=(7+8+9+10)	12	13	14	15	16=(12+13+14+15)	17=(11+16)	18=(6+17)	19	20	21	22=(19+20+21)	23	24	25	26	27=(23+24+25+26)	28		
Notice of Cash Allocation (NCA)																													
MDS Checks Issued	2,418,358.58	4,246,771.20			6,665,129.78					-					#	-	6,665,129.78				-	2,418,358.58	4,246,771.20	-	-	6,665,129.78			
Advice to Debit Account	2,524,660.76	41,926,856.48			44,451,517.24					-					#	-	44,451,517.24				-	2,524,660.76	41,926,856.48	-	-	44,451,517.24			
Working Fund (NCA issued to BTr)					-					-					#	-	-				-	-	-	-	-	-			
Tax Remittance Advices Issued (TRA)	570,813.35	484,784.97			1,055,598.32					-					#	-	1,055,598.32				-	570,813.35	484,784.97	-	-	1,055,598.32			
Cash Disbursement Ceiling (CDC)					-					-					#	-	-				-	-	-	-	-	-			
Non-Cash Availment Authority (NCAA)					-					-					#	-	-				-	-	-	-	-	-			
Others (CDT, BTr Docs Stamp, etc.)					-					-					#	-	-				-	-	-	-	-	-			
<b>TOTAL</b>	<b>5,513,832.69</b>	<b>46,658,412.65</b>	<b>-</b>	<b>-</b>	<b>52,172,245.34</b>	<b>-</b>	<b>-</b>	<b>-</b>	<b>-</b>	<b>-</b>	<b>#</b>	<b>#</b>	<b>#</b>	<b>#</b>	<b>#</b>	<b>-</b>	<b>52,172,245.34</b>	<b>-</b>	<b>-</b>	<b>-</b>	<b>-</b>	<b>5,513,832.69</b>	<b>46,658,412.65</b>	<b>-</b>	<b>-</b>	<b>52,172,245.34</b>			

**SUMMARY:**

	<u>Previous month</u>	<u>This month</u>	<u>AS of Date</u>		<u>Previous month</u>	<u>This month</u>	<u>As of Date</u>
Total Disbursement Authorities Received				Total Disbursements Program	262,265,391.39	33,625,638.02	295,891,029.41
NCA	195,742,664.00	31,574,039.70	227,316,703.70	Less: * Actual Disbursements	<u>238,382,719.86</u>	<u>52,172,245.34</u>	<u>290,554,965.20</u>
Working Fund	0.00		0.00	(Over)/Under spending	<u>23,882,671.53</u>	<u>(18,546,607.32)</u>	<u>5,336,064.21</u>
TRA	7,729,371.32	1,055,598.32	8,784,969.64				
CDC	0.00		0.00				
NCAA	0.00		0.00				
Others (CDT, BTr Docs Stamp, etc.)	0.00		0.00				
<b>Add: Notice of Transfer Allocations (NTA)* issued</b>	<b>58,793,356.07</b>	<b>996,000.00</b>	<b>59,789,356.07</b>				
<b>Total Disbursements Authorities Available</b>	<b>262,265,391.39</b>	<b>33,625,638.02</b>	<b>295,891,029.41</b>				
<b>Less: Lapsed NCA</b>	<b>5,335,733.99</b>	<b>330.22</b>	<b>5,336,064.21</b>				
<b>Disbursements *</b>	<b>238,382,719.86</b>	<b>52,172,245.34</b>	<b>290,554,965.20</b>				
<b>Balance of Disbursements Authorities as of to date</b>	<b>18,546,937.54</b>	<b>(18,546,937.54)</b>	<b>0.00</b>				

**Certified Correct:**  
  
**ALBERT B. MANLAPAZ**  
 OIC-Accountant III  
 Date: Jan 9, 2015

**Approved By:**  
  
**ATTY. ANA C. DIONE, CPA**  
 Regional Director  
 Date: Jan 9, 2015