

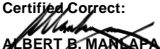
MONTHLY REPORT OF DISBURSEMENTS
For the month of January, 2017

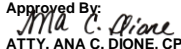
Department : DEPARTMENT OF LABOR AND EMPLOYMENT
 Agency : OFFICE OF THE SECRETARY
 Operating Unit : REGIONAL OFFICE NO. III
 Organization Code (UACS) : 16 001 03 00003
 Funding Source Code (as clustered) : 01 1 01 101
 (e.g. Old Fund Code: 101,102, 151)

PARTICULARS	CURRENT YEAR BUDGET					PRIOR YEAR'S BUDGET						SUB-TOTAL	TRUST LIABILITIES				GRAND TOTAL					Remarks
	PS	MOOE	Fin. Exp	CO	TOTAL	PRIOR YEAR'S ACCOUNTS PAYABLE					TOTAL		PS	MOOE	CO	TOTAL	PS	MOOE	Fin. Exp	CO	TOTAL	
						PS	MOOE	Fin. Exp	CO	Sub-Total												
1	2	3	4	5	6=(2+3+4+5)	7	8	9	10	11=(7+8+9+10)	17=(11+16)	18=(6+17)	19	20	21	22=(19+20+21)	23	24	25	26	27=(23+24+25+26)	28
Notice of Cash Allocation (NCA)																						
MDS Checks Issued	410,377.25	3,283,814.08	-		3,694,191.33					-	-	3,694,191.33				-	410,377.25	3,283,814.08	-	-	3,694,191.33	
Advice to Debit Account	7,636,559.99	1,964,584.91			9,601,144.90					-	-	9,601,144.90				-	7,636,559.99	1,964,584.91	-	-	9,601,144.90	
Working Fund (NCA issued to BTr)					-					-	-	-				-						
Tax Remittance Advices Issued (TRA)	776,011.07	80,103.29			856,114.36					-	-	856,114.36				-	776,011.07	80,103.29	-	-	856,114.36	
Cash Disbursement Ceiling (CDC)					-					-	-	-				-						
Non-Cash Availment Authority (NCAA)					-					-	-	-				-						
Others (CDT, BTr Docs Stamp, etc.)					-					-	-	-				-						
TOTAL	8,822,948.31	5,328,502.28	-	-	14,151,450.59	-	-	-	-	-	-	14,151,450.59	-	-	-	-	8,822,948.31	5,328,502.28	-	-	14,151,450.59	

SUMMARY:

	<u>Previous month</u>	<u>This month</u>	<u>AS of Date</u>		<u>Previous month</u>	<u>This month</u>	<u>As of Date</u>
Total Disbursement Authorities Received	0.00	9,484,000.00	9,484,000.00	Total Disbursements Program	-	24,244,563.76	24,244,563.76
NCA				(Over)/Under spending	-	10,093,113.17	14,151,450.59
Working Fund					-	10,093,113.17	10,093,113.17
TRA		856,114.36	856,114.36				
CDC			0.00				
NCAA			0.00				
Others (CDT, BTr Docs Stamp, etc.)			0.00				
Add: Notice of Transfer Allocations (NTA)* issued		<u>13,904,449.40</u>	<u>13,904,449.40</u>				
Total Disbursements Authorities Available	0.00	24,244,563.76	24,244,563.76				
Less: Lapsed NCA			0.00				
Disbursements *		<u>14,151,450.59</u>	<u>14,151,450.59</u>				
Balance of Disbursements Authorities as of to date	0.00	10,093,113.17	10,093,113.17				

Certified Correct:

ALBERT B. MANLAPAZ
 Accountant III
 Date: February 05, 2017

Approved By:

ATTY. ANA C. DIONE, CPA
 Regional Director
 Date: February 05, 2017


MONTHLY REPORT OF DISBURSEMENTS
For the month of February, 2017

Department : DEPARTMENT OF LABOR AND EMPLOYMENT
 Agency : OFFICE OF THE SECRETARY
 Operating Unit : REGIONAL OFFICE NO. III
 Organization Code (UACS) : 16 001 03 00003
 Funding Source Code (as clustered) : 01 1 01 101
 (e.g. Old Fund Code: 101,102, 151)

PARTICULARS	CURRENT YEAR BUDGET					PRIOR YEAR'S BUDGET						SUB-TOTAL	TRUST LIABILITIES				GRAND TOTAL					Remarks	
	PS	MOOE	Fin. Exp	CO	TOTAL	PRIOR YEAR'S ACCOUNTS PAYABLE					TOTAL		PS	MOOE	CO	TOTAL	PS	MOOE	Fin. Exp	CO	TOTAL		
						PS	MOOE	Fin. Exp	CO	Sub-Total													19
1	2	3	4	5	6=(2+3+4+5)	7	8	9	10	11=(7+8+9+10)	17=(11+16)	18=(6+17)	19	20	21	22=(19+20+21)	23	24	25	26	27=(23+24+25+26)	28	
Notice of Cash Allocation (NCA)																							
MDS Checks Issued	702,634.63	4,976,609.58			5,679,244.21					-	-	5,679,244.21					702,634.63	4,976,609.58	-	-	-	-	5,679,244.21
Advice to Debit Account	4,985,967.73	4,554,729.84			9,540,697.57					-	-	9,540,697.57					4,985,967.73	4,554,729.84	-	-	-	-	9,540,697.57
Working Fund (NCA issued to BTr)					-					-	-	-							-	-	-	-	-
Tax Remittance Advices Issued (TRA)	735,970.82	261,262.59			997,233.41					-	-	997,233.41					735,970.82	261,262.59	-	-	-	-	997,233.41
Cash Disbursement Ceiling (CDC)					-					-	-	-							-	-	-	-	-
Non-Cash Availment Authority (NCAA)					-					-	-	-							-	-	-	-	-
Others (CDT, BTr Docs Stamp, etc.)					-					-	-	-							-	-	-	-	-
TOTAL	6,424,573.18	9,792,602.01	-	-	16,217,175.19	-	-	-	-	-	-	16,217,175.19	-	-	-	-	6,424,573.18	9,792,602.01	-	-	-	-	16,217,175.19

SUMMARY:

	<u>Previous month</u>	<u>This month</u>	<u>AS of Date</u>		<u>Previous month</u>	<u>This month</u>	<u>As of Date</u>
Total Disbursement Authorities Received				Total Disbursements Program	24,244,563.76	15,422,133.41	39,666,697.17
NCA	9,484,000.00	11,330,000.00	20,814,000.00		14,151,450.59	16,217,175.19	30,368,625.78
Working Fund	0.00		0.00	(Over)/Under spending	<u>10,093,113.17</u>	<u>(795,041.78)</u>	<u>9,298,071.39</u>
TRA	856,114.36	997,233.41	1,853,347.77				
CDC	0.00		0.00				
NCAA	0.00		0.00				
Others (CDT, BTr Docs Stamp, etc.)	0.00		0.00				
Add: Notice of Transfer Allocations (NTA)* issued	<u>13,904,449.40</u>	<u>3,094,900.00</u>	<u>16,999,349.40</u>				
Total Disbursements Authorities Available	24,244,563.76	15,422,133.41	39,666,697.17				
Less: Lapsed NCA	0.00		0.00				
Disbursements *	<u>14,151,450.59</u>	<u>16,217,175.19</u>	<u>30,368,625.78</u>				
Balance of Disbursements Authorities as of date	10,093,113.17	(795,041.78)	9,298,071.39				

Certified Correct:

ALBERT B. MANLAPAZ
 Accountant III
 Date: March 05, 2017

Approved By:

ATTY. ANA C. DIONE, CPA
 Regional Director
 Date:

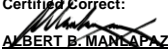
MONTHLY REPORT OF DISBURSEMENTS
For the month of March, 2017

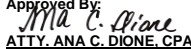
Department : DEPARTMENT OF LABOR AND EMPLOYMENT
 Agency : OFFICE OF THE SECRETARY
 Operating Unit : REGIONAL OFFICE NO. III
 Organization Code (UACS) : 16 001 03 00003
 Funding Source Code (as clustered) : 01 1 01 101
 (e.g. Old Fund Code: 101,102, 151)

PARTICULARS	CURRENT YEAR BUDGET					PRIOR YEAR'S BUDGET						SUB-TOTAL	TRUST LIABILITIES				GRAND TOTAL					Remarks	
	PS	MOOE	Fin. Exp	CO	TOTAL	PRIOR YEAR'S ACCOUNTS PAYABLE					TOTAL		PS	MOOE	CO	TOTAL	PS	MOOE	Fin. Exp	CO	TOTAL		
						PS	MOOE	Fin. Exp	CO	Sub-Total													
1	2	3	4	5	6=(2+3+4+5)	7	8	9	10	11=(7+8+9+10)	17=(11+16)	18=(6+17)	19	20	21	22=(19+20+21)	23	24	25	26	27=(23+24+25+26)	28	
Notice of Cash Allocation (NCA)																							
MDS Checks Issued	623,645.82	731,312.70			1,354,958.52		11,710,169.06			11,710,169.06	11,710,169.06	13,065,127.58	50,000.00			50,000.00	623,645.82	12,491,481.76	-	-	-	13,115,127.58	
Advice to Debit Account	4,345,338.73	4,150,164.49			8,495,503.22		731,312.70			731,312.70	731,312.70	9,226,815.92				-	4,345,338.73	4,881,477.19	-	-	-	9,226,815.92	
Working Fund (NCA issued to BTr)					-					-	-	-				-						-	
Tax Remittance Advices Issued (TRA)	766,095.51	172,373.11			938,468.62		85,323.27			85,323.27	85,323.27	1,023,791.89				-	766,095.51	257,696.38	-	-	-	1,023,791.89	
Cash Disbursement Ceiling (CDC)					-					-	-	-				-						-	
Non-Cash Availment Authority (NCAA)					-					-	-	-				-						-	
Others (CDT, BTr Docs Stamp, etc.)					-					-	-	-				-						-	
TOTAL	5,735,080.06	5,053,850.30	-	-	10,788,930.36	-	12,526,805.03	-	-	12,526,805.03	12,526,805.03	23,315,735.39	-	50,000.00	-	50,000.00	5,735,080.06	17,630,655.33	-	-	-	23,365,735.39	

SUMMARY:

	<u>Previous month</u>	<u>This month</u>	<u>AS of Date</u>		<u>Previous month</u>	<u>This month</u>	<u>As of Date</u>
Total Disbursement Authorities Received				Total Disbursements Program	39,666,697.17	34,783,291.89	74,449,989.06
NCA	20,814,000.00	24,894,000.00	45,708,000.00		30,368,625.78	53,734,361.17	53,734,361.17
Working Fund	0.00		0.00	(Over)/Under spending	<u>9,298,071.39</u>	<u>11,417,556.50</u>	<u>20,715,627.89</u>
TRA	1,853,347.77	1,023,791.89	2,877,139.66				
CDC	0.00		0.00				
NCAA	0.00		0.00				
Others (CDT, BTr Docs Stamp, etc.)	0.00		0.00				
Add: Notice of Transfer Allocations (NTA)* issued	16,999,349.40	8,865,500.00	25,864,849.40				
Total Disbursements Authorities Available	39,666,697.17	34,783,291.89	74,449,989.06				
Less: Lapsed NCA	0.00	20,715,627.89	20,715,627.89				
Disbursements *	30,368,625.78	23,365,735.39	53,734,361.17				
Balance of Disbursements Authorities as of to date	9,298,071.39	(9,298,071.39)	0.00				

Certified Correct:

ALBERT B. MANLAPAZ
 Accountant III
 Date: April 15, 2016

Approved By:

ATTY. ANA C. DIONE, CPA
 Regional Director
 Date: April 15, 2016


MONTHLY REPORT OF DISBURSEMENTS
For the month of April, 2017

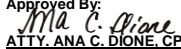
Department : DEPARTMENT OF LABOR AND EMPLOYMENT
 Agency : OFFICE OF THE SECRETARY
 Operating Unit : REGIONAL OFFICE NO. III
 Organization Code (UACS) : 16 001 03 00003
 Funding Source Code (as clustered) : 01 1 01 101
 (e.g. Old Fund Code: 101,102, 151)

PARTICULARS	CURRENT YEAR BUDGET					PRIOR YEAR'S BUDGET						SUB-TOTAL	TRUST LIABILITIES				GRAND TOTAL					Remarks	
	PS	MOOE	Fin. Exp	CO	TOTAL	CURRENT YEAR'S ACCOUNTS PAYABLE					TOTAL		PS	MOOE	CO	TOTAL	PS	MOOE	Fin. Exp	CO	TOTAL		
						PS	MOOE	Fin. Exp	CO	Sub-Total													PS
1	2	3	4	5	6=(2+3+4+5)	7	8	9	10	11=(7+8+9+10)	17=(11+16)	18=(6+17)	19	20	21	22=(19+20+21)	23	24	25	26	27=(23+24+25+26)	28	
Notice of Cash Allocation (NCA)																							
MDS Checks Issued	86,311.19	982,534.02			1,068,845.21		3,596,335.65			3,596,335.65	3,596,335.65	4,665,180.86					86,311.19	4,578,869.67	-	-	-	4,665,180.86	
Advice to Debit Account	3,212,440.36	396,694.44			3,609,134.80		603,629.16			603,629.16	603,629.16	4,212,763.96					3,212,440.36	1,000,323.60	-	-	-	4,212,763.96	
Working Fund (NCA issued to BTr)					-					-	-	-							-	-	-	-	
Tax Remittance Advices Issued (TRA)	766,830.00	90,245.83			857,075.83		18,984.68			18,984.68	18,984.68	876,060.51					766,830.00	109,230.51	-	-	-	876,060.51	
Cash Disbursement Ceiling (CDC)					-					-	-	-							-	-	-	-	
Non-Cash Availment Authority (NCAA)					-					-	-	-							-	-	-	-	
Others (CDT, BTr Docs Stamp, etc.)					-					-	-	-							-	-	-	-	
TOTAL	4,065,581.55	1,469,474.29	-	-	5,535,055.84	-	4,218,949.49	-	-	4,218,949.49	4,218,949.49	9,754,005.33	-	-	-	-	4,065,581.55	5,688,423.78	-	-	-	9,754,005.33	

SUMMARY:

	<u>Previous month</u>	<u>This month</u>	<u>AS of Date</u>		<u>Previous month</u>	<u>This month</u>	<u>As of Date</u>
Total Disbursement Authorities Received				Total Disbursements Program	74,449,989.06	30,186,670.91	104,636,659.97
NCA	45,708,000.00	26,173,000.00	71,881,000.00		53,734,361.17	9,754,005.33	63,488,366.50
Working Fund	0.00		0.00	(Over)/Under spending	<u>20,715,627.89</u>	<u>20,432,665.58</u>	<u>41,148,293.47</u>
TRA	2,877,139.66	876,060.51	3,753,200.17				
CDC	0.00		0.00				
NCAA	0.00		0.00				
Others (CDT, BTr Docs Stamp, etc.)	0.00		0.00				
Add: Notice of Transfer Allocations (NTA)* issued	25,864,849.40	3,137,610.40	29,002,459.80				
Total Disbursements Authorities Available	74,449,989.06	30,186,670.91	104,636,659.97				
Less: Lapsed NCA	20,715,627.89		20,715,627.89				
Disbursements *	<u>53,734,361.17</u>	<u>9,754,005.33</u>	<u>63,488,366.50</u>				
Balance of Disbursements Authorities as of to date	0.00	20,432,665.58	20,432,665.58				

Certified Correct:

ALBERT B. MANALAZ
 Accountant III
 Date: May 15, 2016

Approved By:

ATTY. ANA C. DIONE, CPA
 Regional Director
 Date: May 15, 2016

MONTHLY REPORT OF DISBURSEMENTS
For the month of May, 2017

Department : DEPARTMENT OF LABOR AND EMPLOYMENT
 Agency : OFFICE OF THE SECRETARY
 Operating Unit : REGIONAL OFFICE NO. III
 Organization Code (UACS) : 16 001 03 00003
 Funding Source Code (as clustered) : 01 1 01 101
 (e.g. Old Fund Code: 101,102, 151)

PARTICULARS	CURRENT YEAR BUDGET					PRIOR YEAR'S BUDGET						SUB-TOTAL	TRUST LIABILITIES				GRAND TOTAL					Remarks	
	PS	MOOE	Fin. Exp	CO	TOTAL	PRIOR YEAR'S ACCOUNTS PAYABLE					TOTAL		PS	MOOE	CO	TOTAL	PS	MOOE	Fin. Exp	CO	TOTAL		
						PS	MOOE	Fin. Exp	CO	Sub-Total													PS
1	2	3	4	5	6=(2+3+4+5)	7	8	9	10	11=(7+8+9+10)	17=(11+16)	18=(6+17)	19	20	21	22=(19+20+21)	23	24	25	26	27=(23+24+25+26)	28	
Notice of Cash Allocation (NCA)																							
MDS Checks Issued	930,103.86	9,176,948.84			10,107,052.70					-	-	10,107,052.70					930,103.86	9,176,948.84	-	-	-	-	10,107,052.70
Advice to Debit Account	9,583,340.75	32,827,279.16			42,410,619.91					-	-	42,410,619.91					9,583,340.75	32,827,279.16	-	-	-	-	42,410,619.91
Working Fund (NCA issued to BTr)					-					-	-	-							-	-	-	-	-
Tax Remittance Advices Issued (TRA)	714,690.72	202,953.77			917,644.49					-	-	917,644.49					714,690.72	202,953.77	-	-	-	-	917,644.49
Cash Disbursement Ceiling (CDC)					-					-	-	-							-	-	-	-	-
Non-Cash Availment Authority (NCAA)					-					-	-	-							-	-	-	-	-
Others (CDT, BTr Docs Stamp, etc.)					-					-	-	-							-	-	-	-	-
TOTAL	11,228,135.33	42,207,181.77	-	-	53,435,317.10	-	-	-	-	-	-	53,435,317.10	-	-	-	-	#####	42,207,181.77	-	-	-	-	53,435,317.10

SUMMARY:

	<u>Previous month</u>	<u>This month</u>	<u>AS of Date</u>		<u>Previous month</u>	<u>This month</u>	<u>As of Date</u>
Total Disbursement Authorities Received				Total Disbursements Program	104,636,659.97	34,682,335.65	139,318,995.62
NCA	71,881,000.00	32,486,041.00	104,367,041.00		63,488,366.50	53,435,317.10	116,923,683.60
Working Fund	0.00		0.00	(Over)/Under spending	<u>41,148,293.47</u>	<u>(18,752,981.45)</u>	<u>22,395,312.02</u>
TRA	3,753,200.17	917,644.49	4,670,844.66				
CDC	0.00		0.00				
NCAA	0.00		0.00				
Others (CDT, BTr Docs Stamp, etc.)	0.00		0.00				
Add: Notice of Transfer Allocations (NTA)* issued	29,002,459.80	1,278,650.16	30,281,109.96				
Total Disbursements Authorities Available	104,636,659.97	34,682,335.65	139,318,995.62				
Less: Lapsed NCA	20,715,627.89		20,715,627.89				
Disbursements *	63,488,366.50	53,435,317.10	116,923,683.60				
Balance of Disbursements Authorities as of date	20,432,665.58	(18,752,981.45)	1,679,684.13				

Certified Correct:

Albert B. Manlapaz
ALBERT B. MANLAPAZ
 Accountant III

Date: June 5, 2017

Approved By:

Ana C. Dione
ATTY. ANA C. DIONE, CPA
 Regional Director

Date: June 5, 2017

MONTHLY REPORT OF DISBURSEMENTS
For the month of June, 2017

Department : DEPARTMENT OF LABOR AND EMPLOYMENT
 Agency : OFFICE OF THE SECRETARY
 Operating Unit : REGIONAL OFFICE NO. III
 Organization Code (UACS) : 16 001 03 00003
 Funding Source Code (as clustered) : 01 1 01 101
 (e.g. Old Fund Code: 101,102, 151)

PARTICULARS	CURRENT YEAR BUDGET					PRIOR YEAR'S BUDGET						SUB-TOTAL	TRUST LIABILITIES				GRAND TOTAL					Remarks
	PS	MOOE	Fin. Exp	CO	TOTAL	PRIOR YEAR'S ACCOUNTS PAYABLE					TOTAL		PS	MOOE	CO	TOTAL	PS	MOOE	Fin. Exp	CO	TOTAL	
						PS	MOOE	Fin. Exp	CO	Sub-Total												
1	2	3	4	5	6=(2+3+4+5)	7	8	9	10	11=(7+8+9+10)	17=(11+16)	18=(6+17)	19	20	21	22=(19+20+21)	23	24	25	26	27=(23+24+25+26)	28
Notice of Cash Allocation (NCA)																						
MDS Checks Issued	2,520,917.08	4,487,633.82			7,008,550.90		16,358,342.71			16,358,342.71	16,358,342.71	23,366,893.61					2,520,917.08	20,845,976.53	-	-	23,366,893.61	
Advice to Debit Account	7,450,210.49	383,440.82			7,833,651.31					-	-	7,833,651.31					7,450,210.49	383,440.82	-	-	7,833,651.31	
Working Fund (NCA issued to BTr)					-					-	-	-										
Tax Remittance Advices Issued (TRA)	782,866.64	79,671.53			862,538.17		177,496.36			177,496.36	177,496.36	1,040,034.53					782,866.64	257,167.89	-	-	1,040,034.53	
Cash Disbursement Ceiling (CDC)					-					-	-	-										
Non-Cash Availment Authority (NCAA)					-					-	-	-										
Others (CDT, BTr Docs Stamp, etc.)					-					-	-	-										
TOTAL	10,753,994.21	4,950,746.17	-	-	15,704,740.38	-	16,535,839.07	-	-	16,535,839.07	16,535,839.07	32,240,579.45	-	-	-	-	#####	21,486,585.24	-	-	32,240,579.45	

SUMMARY:

	<u>Previous month</u>	<u>This month</u>	<u>AS of Date</u>		<u>Previous month</u>	<u>This month</u>	<u>As of Date</u>
Total Disbursement Authorities Received				Total Disbursements Program	139,318,995.62	30,560,895.86	169,879,891.48
NCA	104,367,041.00	28,491,528.00	132,858,569.00		116,923,683.60	32,240,579.45	149,164,263.05
Working Fund	0.00		0.00	(Over)/Under spending	<u>22,395,312.02</u>	<u>(1,679,683.59)</u>	<u>20,715,628.43</u>
TRA	4,670,844.66	1,040,034.53	5,710,879.19				
CDC	0.00		0.00				
NCAA	0.00		0.00				
Others (CDT, BTr Docs Stamp, etc.)	0.00		0.00				
Add: Notice of Transfer Allocations (NTA)* issued	30,281,109.96	1,029,333.33	31,310,443.29				
Total Disbursements Authorities Available	139,318,995.62	30,560,895.86	169,879,891.48				
Less: Lapsed NCA	20,715,627.89	0.54	20,715,628.43				
Disbursements *	116,923,683.60	32,240,579.45	149,164,263.05				
Balance of Disbursements Authorities as of to date	1,679,684.13	(1,679,684.13)	0.00				

Certified Correct:

Albert B. Manlapaz
ALBERT B. MANLAPAZ
 Accountant III
 Date: July 10, 2016

Approved By:

Ana C. Dione
ATTY. ANA C. DIONE, CPA
 Regional Director
 Date: July 10, 2016


MONTHLY REPORT OF DISBURSEMENTS
For the month of July, 2017

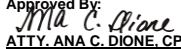
Department : DEPARTMENT OF LABOR AND EMPLOYMENT
 Agency : OFFICE OF THE SECRETARY
 Operating Unit : REGIONAL OFFICE NO. III
 Organization Code (UACS) : 16 001 03 00003
 Funding Source Code (as clustered) : 01 1 01 101
 (e.g. Old Fund Code: 101,102, 151)

PARTICULARS	CURRENT YEAR BUDGET					PRIOR YEAR'S BUDGET						SUB-TOTAL	TRUST LIABILITIES				GRAND TOTAL					Remarks	
	PS	MOOE	Fin. Exp	CO	TOTAL	PRIOR YEAR'S ACCOUNTS PAYABLE					TOTAL		PS	MOOE	CO	TOTAL	PS	MOOE	Fin. Exp	CO	TOTAL		
						PS	MOOE	Fin. Exp	CO	Sub-Total													19
1	2	3	4	5	6=(2+3+4+5)	7	8	9	10	11=(7+8+9+10)	17=(11+16)	18=(6+17)	19	20	21	22=(19+20+21)	23	24	25	26	27=(23+24+25+26)	28	
Notice of Cash Allocation (NCA)																							
MDS Checks Issued	309,068.27	9,247,692.58			9,556,760.85		7,740,993.42			7,740,993.42	7,740,993.42	17,297,754.27					309,068.27	16,988,686.00	-	-	-	17,297,754.27	
Advice to Debit Account	3,858,633.42	18,508,435.95			22,367,069.37		273,740.04			273,740.04	273,740.04	22,640,809.41					3,858,633.42	18,782,175.99	-	-	-	22,640,809.41	
Working Fund (NCA issued to BTr)					-					-	-	-											
Tax Remittance Advices Issued (TRA)	709,308.36	355,297.78			1,064,606.14		6,766.90			6,766.90	6,766.90	1,071,373.04					709,308.36	362,064.68	-	-	-	1,071,373.04	
Cash Disbursement Ceiling (CDC)					-					-	-	-											
Non-Cash Availment Authority (NCAA)					-					-	-	-											
Others (CDT, BTr Docs Stamp, etc.)					-					-	-	-											
TOTAL	4,877,010.05	28,111,426.31	-	-	32,988,436.36	-	8,021,500.36	-	-	8,021,500.36	8,021,500.36	41,009,936.72	-	-	-	-	4,877,010.05	36,132,926.67	-	-	-	41,009,936.72	

SUMMARY:

	<u>Previous month</u>	<u>This month</u>	<u>AS of Date</u>		<u>Previous month</u>	<u>This month</u>	<u>As of Date</u>
Total Disbursement Authorities Received				Total Disbursements Program	169,879,891.48	41,485,864.94	211,365,756.42
NCA	132,858,569.00	32,048,959.00	164,907,528.00		149,164,263.05	41,009,936.72	190,174,199.77
Working Fund	0.00		0.00	(Over)/Under spending	<u>20,715,628.43</u>	<u>475,928.22</u>	<u>21,191,556.65</u>
TRA	5,710,879.19	1,071,373.04	6,782,252.23				
CDC	0.00		0.00				
NCAA	0.00		0.00				
Others (CDT, BTr Docs Stamp, etc.)	0.00		0.00				
Add: Notice of Transfer Allocations (NTA)* issued	<u>31,310,443.29</u>	<u>8,365,532.90</u>	<u>39,675,976.19</u>				
Total Disbursements Authorities Available	169,879,891.48	41,485,864.94	211,365,756.42				
Less: Lapsed NCA	20,715,628.43		20,715,628.43				
Disbursements *	<u>149,164,263.05</u>	<u>41,009,936.72</u>	<u>190,174,199.77</u>				
Balance of Disbursements Authorities as of to date	0.00	475,928.22	475,928.22				

Certified Correct:

ALBERT B. MANLAPAZ
 Accountant III
 Date: Aug 6, 2016

Approved By:

ATTY. ANA C. DIONE, CPA
 Regional Director
 Date: Aug 6, 2016

*** includes June 2017 Adjustment


MONTHLY REPORT OF DISBURSEMENTS
For the month of August 2017

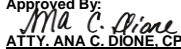
Department : DEPARTMENT OF LABOR AND EMPLOYMENT
 Agency : OFFICE OF THE SECRETARY
 Operating Unit : REGIONAL OFFICE NO. III
 Organization Code (UACS) : 16 001 03 00003
 Funding Source Code (as clustered) : 01 1 01 101
 (e.g. Old Fund Code: 101,102, 151)

PARTICULARS	CURRENT YEAR BUDGET					PRIOR YEAR'S BUDGET						SUB-TOTAL	TRUST LIABILITIES				GRAND TOTAL					Remarks	
	PS	MOOE	Fin. Exp	CO	TOTAL	PRIOR YEAR'S ACCOUNTS PAYABLE					TOTAL		PS	MOOE	CO	TOTAL	PS	MOOE	Fin. Exp	CO	TOTAL		
						PS	MOOE	Fin. Exp	CO	Sub-Total													19
1	2	3	4	5	6=(2+3+4+5)	7	8	9	10	11=(7+8+9+10)	17=(11+16)	18=(6+17)	19	20	21	22=(19+20+21)	23	24	25	26	27=(23+24+25+26)	28	
Notice of Cash Allocation (NCA)																							
MDS Checks Issued	75,422.31	6,623,550.35			6,698,972.66		7,648,329.86			7,648,329.86	7,648,329.86	14,347,302.52					75,422.31	14,271,880.21	-	-	-	14,347,302.52	
Advice to Debit Account	3,069,092.09	20,153,616.66			23,222,708.75					-	-	23,222,708.75					3,069,092.09	20,153,616.66	-	-	-	23,222,708.75	
Working Fund (NCA issued to BTr)					-					-	-	-							-	-	-	-	
Tax Remittance Advices Issued (TRA)	764,887.92	255,736.64			1,020,624.56		12,381.25			12,381.25	12,381.25	1,033,005.81					764,887.92	268,117.89	-	-	-	1,033,005.81	
Cash Disbursement Ceiling (CDC)					-					-	-	-							-	-	-	-	
Non-Cash Availment Authority (NCAA)					-					-	-	-							-	-	-	-	
Others (CDT, BTr Docs Stamp, etc.)					-					-	-	-							-	-	-	-	
TOTAL	3,909,402.32	27,032,903.65	-	-	30,942,305.97	-	7,660,711.11	-	-	7,660,711.11	7,660,711.11	38,603,017.08	-	-	-	-	3,909,402.32	34,693,614.76	-	-	-	38,603,017.08	

SUMMARY:

	<u>Previous month</u>	<u>This month</u>	<u>AS of Date</u>		<u>Previous month</u>	<u>This month</u>	<u>As of Date</u>
Total Disbursement Authorities Received				Total Disbursements Program	211,365,756.42	118,293,818.78	329,659,575.20
NCA	164,907,528.00	32,837,000.00	197,744,528.00		190,174,199.77	38,603,017.08	228,777,216.85
Working Fund	0.00		0.00	(Over)/Under spending	<u>21,191,556.65</u>	<u>79,690,801.70</u>	<u>100,882,358.35</u>
TRA	6,782,252.23	1,020,624.56	7,802,876.79				
CDC	0.00		0.00				
NCAA	0.00		0.00				
Others (CDT, BTr Docs Stamp, etc.)	0.00		0.00				
Add: Notice of Transfer Allocations (NTA)* issued	39,675,976.19	84,436,194.22	124,112,170.41				
Total Disbursements Authorities Available	211,365,756.42	118,293,818.78	329,659,575.20				
Less: Lapsed NCA	20,715,628.43		20,715,628.43				
Disbursements *	190,174,199.77	38,603,017.08	228,777,216.85				
Balance of Disbursements Authorities as of to date	475,928.22	79,690,801.70	80,166,729.92				

Certified Correct:

ALBERT B. MANCA PAZ
 Accountant III
 Date: Sept. 4, 2017

Approved By:

ATTY. ANA C. DIONE, CPA
 Regional Director
 Date: Sept. 4, 2017


MONTHLY REPORT OF DISBURSEMENTS
For the month of September 2017

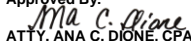
Department : DEPARTMENT OF LABOR AND EMPLOYMENT
 Agency : OFFICE OF THE SECRETARY
 Operating Unit : REGIONAL OFFICE NO. III
 Organization Code (UACS) : 16 001 03 00003
 Funding Source Code (as clustered) : 01 1 01 101
 (e.g. Old Fund Code: 101,102, 151)

PARTICULARS	CURRENT YEAR BUDGET					PRIOR YEAR'S BUDGET						SUB-TOTAL	TRUST LIABILITIES				GRAND TOTAL					Remarks	
	PS	MOOE	Fin. Exp	CO	TOTAL	PRIOR YEAR'S ACCOUNTS PAYABLE					TOTAL		PS	MOOE	CO	TOTAL	PS	MOOE	Fin. Exp	CO	TOTAL		
						PS	MOOE	Fin. Exp	CO	Sub-Total													
1	2	3	4	5	6=(2+3+4+5)	7	8	9	10	11=(7+8+9+10)	17=(11+16)	18=(6+17)	19	20	21	22=(19+20+21)	23	24	25	26	27=(23+24+25+26)	28	
Notice of Cash Allocation (NCA)																							
MDS Checks Issued	290,533.74	97,788,562.85			98,079,096.59		1,324,134.41			1,324,134.41	1,324,134.41	99,403,231.00				-	290,533.74	99,112,697.26	-	-	-	99,403,231.00	
Advice to Debit Account	9,011,077.13	29,055,766.79			38,066,843.92					-	-	38,066,843.92				-	9,011,077.13	29,055,766.79	-	-	-	38,066,843.92	
Working Fund (NCA issued to BTr)					-					-	-	-				-			-	-	-	-	
Tax Remittance Advices Issued (TRA)	771,474.21	270,280.99			1,041,755.20					-	-	1,041,755.20				-	771,474.21	270,280.99	-	-	-	1,041,755.20	
Cash Disbursement Ceiling (CDC)					-					-	-	-				-			-	-	-	-	
Non-Cash Availment Authority (NCAA)					-					-	-	-				-			-	-	-	-	
Others (CDT, BTr Docs Stamp, etc.)					-					-	-	-				-			-	-	-	-	
TOTAL	10,073,085.08	127,114,610.63	-	-	137,187,695.71	-	1,324,134.41	-	-	1,324,134.41	1,324,134.41	138,511,830.12	-	-	-	-	#####	128,438,745.04	-	-	-	138,511,830.12	

SUMMARY:

	Previous month	This month	AS of Date		Previous month	This month	As of Date
Total Disbursement Authorities Received				Total Disbursements Program	329,659,575.20	58,345,100.20	388,004,675.40
NCA	197,744,528.00	35,345,345.00	233,089,873.00		228,777,216.85	138,511,830.12	367,289,046.97
Working Fund	0.00		0.00	(Over)/Under spending	100,882,358.35	(80,166,729.92)	20,715,628.43
TRA	7,802,876.79	1,041,755.20	8,844,631.99				
CDC	0.00		0.00				
NCAA	0.00		0.00				
Others (CDT, BTr Docs Stamp, etc.)	0.00		0.00				
Add: Notice of Transfer Allocations (NTA)* issued	124,112,170.41	21,958,000.00	146,070,170.41				
Total Disbursements Authorities Available	329,659,575.20	58,345,100.20	388,004,675.40				
Less: Lapsed NCA	20,715,628.43		20,715,628.43				
Disbursements *	228,777,216.85	138,511,830.12	367,289,046.97				
Balance of Disbursements Authorities as of to date	80,166,729.92	(80,166,729.92)	0.00				

Certified Correct:

ALBERT B. MANLAPAZ
 Accountant III
 Date: October 10, 2017

Approved By:

ATTY. ANA C. DIONE, CPA
 Regional Director
 Date: October 10, 2017