

List of Allotments and Sub-Allotments
as of June 30, 2015

Department : Labor and Employment
 Agency : Office of the Secretary
 Operating Unit : Regional Office No. 3
 Organization Code (UACS) : 16-001-03-000
 Funding Source Code (as clustered) : 101101, 104354

X	Current Year Appropriations
	Continuing Appropriations
X	Supplemental Appropriations

Allotments / Sub-Allotments			Funding Source		Allotments / Sub-Allotments received from COs / ROs				Sub-Allotment to Regions/Operating Units				Total Allotments / Net of Sub-allotments			
No.	Number	Date	Description	UACS Code	PS	MOOE	CO	Total	PS	MOOE	CO	Total	PS	MOOE	CO	Total
1	2	3	4	5	6	7	8	9=(6+7+8)	10	11	12	=(10+11+12)	14 = (6+10)	15 = (7+11)	16 = (8 + 12)	17=(14+15+16)
A. Allotments received from DBM																
1	Comprehensive Release per Annex A		Budget	1 01 101	54,445,000	148,707,000	-	203,152,000					54,445,000	148,707,000	-	203,152,000
2	GARO No. (RLIP)		Automatic Appro.	1 04 102	5,297,000			5,297,000					5,297,000	-	-	5,297,000
	SARO Releases			1 01 406	72,066			72,066					72,066	-	-	72,066
	MPBF-PS Deficiency (Regular)															
3				1 01 406	-			-					-			-
	MPBF-PS Deficiency (RLIP)															
4				1 01 406	-			-					-			-
	PGF-PS (Terminal Benefits)				72,066			72,066					72,066	-	-	72,066
5				1 01 406												
	Sub-total, Allotments from DBM				59,814,066	148,707,000	-	208,521,066	-	-	-	-	59,814,066	148,707,000	-	208,521,066
B. Sub-allotments received from Central Office/Regional Office																
BuB																
1				1 01 101		880,099	-	880,099						880,099	-	880,099
						880,099		880,099						880,099	-	880,099
GIP																
1				1 01 101		14,884,935	-	14,884,935						14,884,935	-	14,884,935
2				1 01 101		127,500		127,500						127,500	-	127,500
3				1 01 101											-	
IT/Computerization Program																
1				1 01 101		50,000	-	50,000						50,000	-	50,000
PESO																
1				1 01 101		150,000	-	150,000						150,000	-	150,000
Reintegration Program																
1				1 01 101		786,900	-	786,900						786,900	-	786,900
2				1 01 101		59,600		59,600						59,600	-	59,600
3				1 01 101		47,300		47,300						47,300	-	47,300
TUPAD																
1				1 01 101		27,317,565	-	27,317,565						27,317,565	-	27,317,565
2				1 01 101		297,500		297,500						297,500	-	297,500
WODP																
1				1 01 101		97,000	-	97,000						97,000	-	97,000
2				1 01 101		22,000		22,000						22,000	-	22,000
				1 01 101		75,000		75,000						75,000	-	75,000
	Sub-total, sub-allotments				3,940,370	44,463,999	-	48,404,369	-	-	-	-	3,940,370	44,463,999	-	48,404,369
	Total Allotments				63,754,435.64	193,170,998.82	-	256,925,434.46	-	-	-	-	63,754,435.64	193,170,998.82	-	256,925,434.46


Summary by Funding Source Code:																
	Agency Specific			1 01 101	54,445,000.00	148,707,000.00	-	203,152,000.00	-	-	-	-	54,445,000.00	148,707,000.00	-	203,152,000.00
	Sub-allotments			1 01 101	3,940,370.00	44,463,998.82	-	48,404,368.82	-	-	-	-	3,940,370.00	44,463,998.82	-	48,404,368.82
	Su			1 01 101	58,385,370.00	193,170,998.82	-	251,556,368.82	-	-	-	-	58,385,370.00	193,170,998.82	-	251,556,368.82
	RLIP			1 04 102	5,297,000.00			5,297,000.00					5,297,000.00			5,297,000.00
	SARO Releases			1 01 406	72,065.64			72,065.64					72,065.64			72,065.64
	Grandtotal				63,754,435.64	193,170,998.82	-	256,925,434.46	-	-	-	-	63,754,435.64	193,170,998.82	-	256,925,434.46

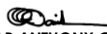
Prepared by:

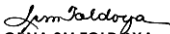
Certified Correct:

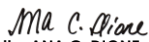
Recommending Approval:

Approved by:


 CECILIA D. MALIT
 Budget Officer
 July 10, 2015


 OSCAR ANTHONY C. DAVID
 Chief Accountant
 July 10, 2015


 LORNA SM TOLDÓZA
 Chief, Administrative Officer
 July 10, 2015


 ANA C. DIONE, CPA
 Regional Director
 July 10, 2015