

**MONTHLY REPORT OF DISBURSEMENTS**  
For the month of January 2022


Department: Department of Labor and Employment (DOLE)  
 Agency/Entity: Office of the Secretary  
 Operating Unit: Regional Office - III  
 Organization Code (UACS): 16 001 0300003  
 Fund Cluster: 01 Regular Agency Fund

Particulars	Current Year Budget					Prior Year's Budget											Trust Liabilities				Grand Total					Remarks		
	PS	MOOE	FinEx	CO	TOTAL	Prior Year's Accounts Payable					Current Year's Accounts Payable					TOTAL	SUB-TOTAL	PS	MOOE	CO	TOTAL	PS	MOOE	FinEx	CO		TOTAL	
						PS	MOOE	FinEx	CO	Sub-Total	PS	MOOE	FinEx	CO	Sub-Total													PS
1	2	3	4	5	6=(2+3+4+5)	7	8	9	10	11=(7+8+9+10)	12	13	14	15	16=(12+13+14+15)	17=(11+16)	18=(6+17)	19	20	21	22=(19+20+21)	23	24	25	26	27=(23+24+25+26)	28	
CASH DISBURSEMENTS	6,393,287.45	604,800.00	0.00	0.00	6,998,087.45	0.00	0.00	0.00	0.00	0.00	0.00	0.00	0.00	0.00	0.00	0.00	6,998,087.45	0.00	0.00	0.00	0.00	6,393,287.45	604,800.00	0.00	0.00	6,998,087.45		
Notice of Cash Allocation (NCA)	6,393,287.45	604,800.00	0.00	0.00	6,998,087.45	0.00	0.00	0.00	0.00	0.00	0.00	0.00	0.00	0.00	0.00	0.00	6,998,087.45	0.00	0.00	0.00	0.00	6,393,287.45	604,800.00	0.00	0.00	6,998,087.45		
MDS Checks Issued	6,148,633.05	604,800.00	0.00	0.00	6,753,433.05	0.00	0.00	0.00	0.00	0.00	0.00	0.00	0.00	0.00	0.00	0.00	6,753,433.05	0.00	0.00	0.00	0.00	6,148,633.05	604,800.00	0.00	0.00	6,753,433.05		
Advice to Debit Account	244,654.40	0.00	0.00	0.00	244,654.40	0.00	0.00	0.00	0.00	0.00	0.00	0.00	0.00	0.00	0.00	0.00	244,654.40	0.00	0.00	0.00	0.00	244,654.40	0.00	0.00	0.00	244,654.40		
Notice of Transfer Allocations (NTA)	0.00	0.00	0.00	0.00	0.00	0.00	0.00	0.00	0.00	0.00	0.00	0.00	0.00	0.00	0.00	0.00	0.00	0.00	0.00	0.00	0.00	0.00	0.00	0.00	0.00	0.00	0.00	
MDS Checks Issued	0.00	0.00	0.00	0.00	0.00	0.00	0.00	0.00	0.00	0.00	0.00	0.00	0.00	0.00	0.00	0.00	0.00	0.00	0.00	0.00	0.00	0.00	0.00	0.00	0.00	0.00	0.00	
Advice to Debit Account	0.00	0.00	0.00	0.00	0.00	0.00	0.00	0.00	0.00	0.00	0.00	0.00	0.00	0.00	0.00	0.00	0.00	0.00	0.00	0.00	0.00	0.00	0.00	0.00	0.00	0.00	0.00	
Working Fund for FAPs	0.00	0.00	0.00	0.00	0.00	0.00	0.00	0.00	0.00	0.00	0.00	0.00	0.00	0.00	0.00	0.00	0.00	0.00	0.00	0.00	0.00	0.00	0.00	0.00	0.00	0.00	0.00	
Cash Disbursement Ceiling (CDC)	0.00	0.00	0.00	0.00	0.00	0.00	0.00	0.00	0.00	0.00	0.00	0.00	0.00	0.00	0.00	0.00	0.00	0.00	0.00	0.00	0.00	0.00	0.00	0.00	0.00	0.00	0.00	
<b>TOTAL CASH DISBURSEMENTS</b>	<b>6,393,287.45</b>	<b>604,800.00</b>	<b>0.00</b>	<b>0.00</b>	<b>6,998,087.45</b>	<b>0.00</b>	<b>0.00</b>	<b>0.00</b>	<b>0.00</b>	<b>0.00</b>	<b>0.00</b>	<b>0.00</b>	<b>0.00</b>	<b>0.00</b>	<b>0.00</b>	<b>0.00</b>	<b>6,998,087.45</b>	<b>0.00</b>	<b>0.00</b>	<b>0.00</b>	<b>0.00</b>	<b>6,393,287.45</b>	<b>604,800.00</b>	<b>0.00</b>	<b>0.00</b>	<b>6,998,087.45</b>		
NON-CASH DISBURSEMENTS	786,814.24	0.00	0.00	0.00	786,814.24	0.00	0.00	0.00	0.00	0.00	0.00	0.00	0.00	0.00	0.00	0.00	786,814.24	0.00	0.00	0.00	0.00	786,814.24	0.00	0.00	0.00	786,814.24		
Tax Remittance Advices Issued (TRA)	786,814.24	0.00	0.00	0.00	786,814.24	0.00	0.00	0.00	0.00	0.00	0.00	0.00	0.00	0.00	0.00	0.00	786,814.24	0.00	0.00	0.00	0.00	786,814.24	0.00	0.00	0.00	786,814.24		
Non-Cash Availment Authority (NCAA)	0.00	0.00	0.00	0.00	0.00	0.00	0.00	0.00	0.00	0.00	0.00	0.00	0.00	0.00	0.00	0.00	0.00	0.00	0.00	0.00	0.00	0.00	0.00	0.00	0.00	0.00	0.00	
Disbursements effected through outright deductions from claims (please specify...)	0.00	0.00	0.00	0.00	0.00	0.00	0.00	0.00	0.00	0.00	0.00	0.00	0.00	0.00	0.00	0.00	0.00	0.00	0.00	0.00	0.00	0.00	0.00	0.00	0.00	0.00	0.00	
Overpayment of expenses(e.g. personnel benefits)	0.00	0.00	0.00	0.00	0.00	0.00	0.00	0.00	0.00	0.00	0.00	0.00	0.00	0.00	0.00	0.00	0.00	0.00	0.00	0.00	0.00	0.00	0.00	0.00	0.00	0.00	0.00	
Restitution for loss of government property	0.00	0.00	0.00	0.00	0.00	0.00	0.00	0.00	0.00	0.00	0.00	0.00	0.00	0.00	0.00	0.00	0.00	0.00	0.00	0.00	0.00	0.00	0.00	0.00	0.00	0.00	0.00	
Liquidated damages and similar claims	0.00	0.00	0.00	0.00	0.00	0.00	0.00	0.00	0.00	0.00	0.00	0.00	0.00	0.00	0.00	0.00	0.00	0.00	0.00	0.00	0.00	0.00	0.00	0.00	0.00	0.00	0.00	
Others(TEF, BTR-Documentary Stamp Tax, etc.)	0.00	0.00	0.00	0.00	0.00	0.00	0.00	0.00	0.00	0.00	0.00	0.00	0.00	0.00	0.00	0.00	0.00	0.00	0.00	0.00	0.00	0.00	0.00	0.00	0.00	0.00	0.00	
<b>TOTAL NON-CASH DISBURSEMENTS</b>	<b>786,814.24</b>	<b>0.00</b>	<b>0.00</b>	<b>0.00</b>	<b>786,814.24</b>	<b>0.00</b>	<b>0.00</b>	<b>0.00</b>	<b>0.00</b>	<b>0.00</b>	<b>0.00</b>	<b>0.00</b>	<b>0.00</b>	<b>0.00</b>	<b>0.00</b>	<b>0.00</b>	<b>786,814.24</b>	<b>0.00</b>	<b>0.00</b>	<b>0.00</b>	<b>0.00</b>	<b>786,814.24</b>	<b>0.00</b>	<b>0.00</b>	<b>0.00</b>	<b>786,814.24</b>		
<b>GRAND TOTAL</b>	<b>7,180,101.69</b>	<b>604,800.00</b>	<b>0.00</b>	<b>0.00</b>	<b>7,784,901.69</b>	<b>0.00</b>	<b>0.00</b>	<b>0.00</b>	<b>0.00</b>	<b>0.00</b>	<b>0.00</b>	<b>0.00</b>	<b>0.00</b>	<b>0.00</b>	<b>0.00</b>	<b>0.00</b>	<b>7,784,901.69</b>	<b>0.00</b>	<b>0.00</b>	<b>0.00</b>	<b>0.00</b>	<b>7,180,101.69</b>	<b>604,800.00</b>	<b>0.00</b>	<b>0.00</b>	<b>7,784,901.69</b>		


**SUMMARY**

Particulars	Previous Report	This Month	As at Date
(1)	(2)	(3)	(4)
Total Disbursement Authorities Received	0.00	27,244,814.24	27,244,814.24
NCA	0.00	26,458,000.00	26,458,000.00
NTA	0.00	0.00	0.00
Working Fund	0.00	0.00	0.00
TRA	0.00	786,814.24	786,814.24
CDC	0.00	0.00	0.00
NCAA	0.00	0.00	0.00
Less: Notice of Transfer of Allocations (NTA)* issued	0.00	0.00	0.00
Total Disbursement Authorities Available	0.00	27,244,814.24	27,244,814.24
Less:	0.00	0.00	0.00
Lapsed NCA	0.00	0.00	0.00
Disbursements	0.00	7,784,901.69	7,784,901.69
Less: Other Non-Cash Disbursements	0.00	0.00	0.00
Disbursements effected through outright deductions from claims	0.00	0.00	0.00
Overpayment of expenses(e.g. personnel benefits)	0.00	0.00	0.00
Restitution for loss of government property	0.00	0.00	0.00
Liquidated damages and similar claims	0.00	0.00	0.00
Others (e.g. TEF, BTr, Docs Stamp, etc.)	0.00	0.00	0.00
Add/Less: Adjustments (e.g. cancelled/staled checks)	0.00	0.00	0.00
Balance of Disbursement Authorities as at date	0.00	19,459,912.55	19,459,912.55
Total Disbursements Program	0.00	27,244,814.24	27,244,814.24
Less: *Actual Disbursements	0.00	7,784,901.69	7,784,901.69
(Over)/Under spending	0.00	19,459,912.55	19,459,912.55

Notes: \* The use of NTA is discouraged  
 Notes: \*\* Amounts should tally with the grand total disbursement (column 27).

Certified Correct:  
  
 KATHERINE S. YAMBAO  
 DESIGNATED ACCOUNTANT III  
 Date: 2022-02-04 12:33:00

Recommending Approval:  
  
 ALBERT B. MANERA  
 CHIEF, IMSD  
 Date: 2022-02-04 13:43:28

  
 GERALDINE M. PANLILIO  
 REGIONAL DIRECTOR  
 Date: 2022-02-14 09:43:31

**MONTHLY REPORT OF DISBURSEMENTS**  
For the month of February 2022


Department: Department of Labor and Employment (DOLE)  
 Agency/Entity: Office of the Secretary  
 Operating Unit: Regional Office - III  
 Organization Code (UACS): 16 001 0300003  
 Fund Cluster: 01 Regular Agency Fund


Particulars	Current Year Budget					Prior Year's Budget											Trust Liabilities					Grand Total					Remarks			
	PS	MOOE	FinEx	CO	TOTAL	Prior Year's Accounts Payable					Current Year's Accounts Payable					TOTAL	SUB-TOTAL	PS	MOOE	CO	TOTAL	PS	MOOE	FinEx	CO	TOTAL				
						PS	MOOE	FinEx	CO	Sub-Total	PS	MOOE	FinEx	CO	Sub-Total													PS	MOOE	CO
1	2	3	4	5	6=(2+3+4+5)	7	8	9	10	11=(7+8+9+10)	12	13	14	15	16=(12+13+14+15)	17=(11+16)	18=(6+17)	19	20	21	22=(19+20+21)	23	24	25	26	27=(23+24+25+26)	28			
CASH DISBURSEMENTS	8,798,857.29	18,810,291.44	0.00	0.00	27,609,148.73	0.00	867,372.99	0.00	0.00	867,372.99	0.00	0.00	0.00	0.00	0.00	867,372.99	28,476,521.72	0.00	0.00	0.00	0.00	8,798,857.29	19,677,664.43	0.00	0.00	28,476,521.72				
Notice of Cash Allocation (NCA)	8,798,857.29	18,810,291.44	0.00	0.00	27,609,148.73	0.00	867,372.99	0.00	0.00	867,372.99	0.00	0.00	0.00	0.00	0.00	867,372.99	28,476,521.72	0.00	0.00	0.00	0.00	8,798,857.29	19,677,664.43	0.00	0.00	28,476,521.72				
MDS Checks Issued	8,548,848.13	10,181,084.32	0.00	0.00	18,729,932.45	0.00	867,372.99	0.00	0.00	867,372.99	0.00	0.00	0.00	0.00	0.00	867,372.99	19,597,305.44	0.00	0.00	0.00	0.00	8,548,848.13	11,048,457.31	0.00	0.00	19,597,305.44				
Advice to Debit Account	250,009.16	8,629,207.12	0.00	0.00	8,879,216.28	0.00	0.00	0.00	0.00	0.00	0.00	0.00	0.00	0.00	0.00	0.00	8,879,216.28	0.00	0.00	0.00	0.00	250,009.16	8,629,207.12	0.00	0.00	8,879,216.28				
Notice of Transfer Allocations (NTA)	0.00	0.00	0.00	0.00	0.00	0.00	0.00	0.00	0.00	0.00	0.00	0.00	0.00	0.00	0.00	0.00	0.00	0.00	0.00	0.00	0.00	0.00	0.00	0.00	0.00	0.00	0.00			
MDS Checks Issued	0.00	0.00	0.00	0.00	0.00	0.00	0.00	0.00	0.00	0.00	0.00	0.00	0.00	0.00	0.00	0.00	0.00	0.00	0.00	0.00	0.00	0.00	0.00	0.00	0.00	0.00	0.00	0.00		
Advice to Debit Account	0.00	0.00	0.00	0.00	0.00	0.00	0.00	0.00	0.00	0.00	0.00	0.00	0.00	0.00	0.00	0.00	0.00	0.00	0.00	0.00	0.00	0.00	0.00	0.00	0.00	0.00	0.00	0.00	0.00	
Working Fund for FAPs	0.00	0.00	0.00	0.00	0.00	0.00	0.00	0.00	0.00	0.00	0.00	0.00	0.00	0.00	0.00	0.00	0.00	0.00	0.00	0.00	0.00	0.00	0.00	0.00	0.00	0.00	0.00	0.00	0.00	
Cash Disbursement Ceiling (CDC)	0.00	0.00	0.00	0.00	0.00	0.00	0.00	0.00	0.00	0.00	0.00	0.00	0.00	0.00	0.00	0.00	0.00	0.00	0.00	0.00	0.00	0.00	0.00	0.00	0.00	0.00	0.00	0.00	0.00	
<b>TOTAL CASH DISBURSEMENTS</b>	<b>8,798,857.29</b>	<b>18,810,291.44</b>	<b>0.00</b>	<b>0.00</b>	<b>27,609,148.73</b>	<b>0.00</b>	<b>867,372.99</b>	<b>0.00</b>	<b>0.00</b>	<b>867,372.99</b>	<b>0.00</b>	<b>0.00</b>	<b>0.00</b>	<b>0.00</b>	<b>0.00</b>	<b>867,372.99</b>	<b>28,476,521.72</b>	<b>0.00</b>	<b>0.00</b>	<b>0.00</b>	<b>0.00</b>	<b>8,798,857.29</b>	<b>19,677,664.43</b>	<b>0.00</b>	<b>0.00</b>	<b>28,476,521.72</b>				
NON-CASH DISBURSEMENTS	859,691.16	89,718.96	0.00	0.00	949,410.12	0.00	17,616.10	0.00	0.00	17,616.10	0.00	0.00	0.00	0.00	0.00	17,616.10	967,026.22	0.00	0.00	0.00	0.00	859,691.16	107,335.06	0.00	0.00	967,026.22				
Tax Remittance Advices Issued (TRA)	859,691.16	89,718.96	0.00	0.00	949,410.12	0.00	17,616.10	0.00	0.00	17,616.10	0.00	0.00	0.00	0.00	0.00	17,616.10	967,026.22	0.00	0.00	0.00	0.00	859,691.16	107,335.06	0.00	0.00	967,026.22				
Non-Cash Availment Authority (NCAA)	0.00	0.00	0.00	0.00	0.00	0.00	0.00	0.00	0.00	0.00	0.00	0.00	0.00	0.00	0.00	0.00	0.00	0.00	0.00	0.00	0.00	0.00	0.00	0.00	0.00	0.00	0.00	0.00		
Disbursements effected through outright deductions from claims (please specify...)	0.00	0.00	0.00	0.00	0.00	0.00	0.00	0.00	0.00	0.00	0.00	0.00	0.00	0.00	0.00	0.00	0.00	0.00	0.00	0.00	0.00	0.00	0.00	0.00	0.00	0.00	0.00	0.00	0.00	
Overpayment of expenses(e.g. personnel benefits)	0.00	0.00	0.00	0.00	0.00	0.00	0.00	0.00	0.00	0.00	0.00	0.00	0.00	0.00	0.00	0.00	0.00	0.00	0.00	0.00	0.00	0.00	0.00	0.00	0.00	0.00	0.00	0.00	0.00	
Restitution for loss of government property	0.00	0.00	0.00	0.00	0.00	0.00	0.00	0.00	0.00	0.00	0.00	0.00	0.00	0.00	0.00	0.00	0.00	0.00	0.00	0.00	0.00	0.00	0.00	0.00	0.00	0.00	0.00	0.00	0.00	
Liquidated damages and similar claims	0.00	0.00	0.00	0.00	0.00	0.00	0.00	0.00	0.00	0.00	0.00	0.00	0.00	0.00	0.00	0.00	0.00	0.00	0.00	0.00	0.00	0.00	0.00	0.00	0.00	0.00	0.00	0.00	0.00	
Others(TEF, BTR-Documentary Stamp Tax, etc.)	0.00	0.00	0.00	0.00	0.00	0.00	0.00	0.00	0.00	0.00	0.00	0.00	0.00	0.00	0.00	0.00	0.00	0.00	0.00	0.00	0.00	0.00	0.00	0.00	0.00	0.00	0.00	0.00	0.00	
<b>TOTAL NON-CASH DISBURSEMENTS</b>	<b>859,691.16</b>	<b>89,718.96</b>	<b>0.00</b>	<b>0.00</b>	<b>949,410.12</b>	<b>0.00</b>	<b>17,616.10</b>	<b>0.00</b>	<b>0.00</b>	<b>17,616.10</b>	<b>0.00</b>	<b>0.00</b>	<b>0.00</b>	<b>0.00</b>	<b>0.00</b>	<b>17,616.10</b>	<b>967,026.22</b>	<b>0.00</b>	<b>0.00</b>	<b>0.00</b>	<b>0.00</b>	<b>859,691.16</b>	<b>107,335.06</b>	<b>0.00</b>	<b>0.00</b>	<b>967,026.22</b>				
<b>GRAND TOTAL</b>	<b>9,658,548.45</b>	<b>18,900,010.40</b>	<b>0.00</b>	<b>0.00</b>	<b>28,558,558.85</b>	<b>0.00</b>	<b>884,989.09</b>	<b>0.00</b>	<b>0.00</b>	<b>884,989.09</b>	<b>0.00</b>	<b>0.00</b>	<b>0.00</b>	<b>0.00</b>	<b>0.00</b>	<b>884,989.09</b>	<b>29,443,547.94</b>	<b>0.00</b>	<b>0.00</b>	<b>0.00</b>	<b>0.00</b>	<b>9,658,548.45</b>	<b>19,784,999.49</b>	<b>0.00</b>	<b>0.00</b>	<b>29,443,547.94</b>				

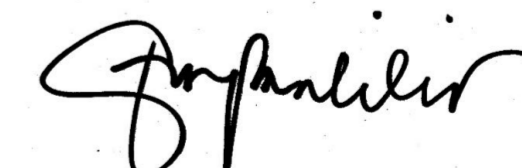
**SUMMARY**

Particulars	Previous Report	This Month	As at Date
(1)	(2)	(3)	(4)
Total Disbursement Authorities Received	27,244,814.24	20,661,056.22	47,905,870.46
NCA	26,458,000.00	0.00	26,458,000.00
NTA	0.00	19,694,030.00	19,694,030.00
Working Fund	0.00	0.00	0.00
TRA	786,814.24	967,026.22	1,753,840.46
CDC	0.00	0.00	0.00
NCAA	0.00	0.00	0.00
Less: Notice of Transfer of Allocations (NTA)* issued	0.00	0.00	0.00
Total Disbursement Authorities Available	27,244,814.24	20,661,056.22	47,905,870.46
Less:	0.00	0.00	0.00
Lapsed NCA	0.00	0.00	0.00
Disbursements	7,784,901.69	29,443,547.94	37,228,449.63
Less: Other Non-Cash Disbursements	0.00	0.00	0.00
Disbursements effected through outright deductions from claims	0.00	0.00	0.00
Overpayment of expenses(e.g. personnel benefits)	0.00	0.00	0.00
Restitution for loss of government property	0.00	0.00	0.00
Liquidated damages and similar claims	0.00	0.00	0.00
Others (e.g. TEF, BTR, Docs Stamp, etc.)	0.00	0.00	0.00
Add/Less: Adjustments (e.g. cancelled/staled checks)	0.00	0.00	0.00
Balance of Disbursement Authorities as at date	19,459,912.55	(8,782,491.72)	10,677,420.83
Total Disbursements Program	27,244,814.24	20,661,056.22	47,905,870.46
Less: *Actual Disbursements	7,784,901.69	29,443,547.94	37,228,449.63
(Over)/Under spending	19,459,912.55	(8,782,491.72)	10,677,420.83

Notes: \* The use of NTA is discouraged  
 Notes: \*\* Amounts should tally with the grand total disbursement (column 27).

Certified Correct:  
  
 KATHERINE S. YAMBAO  
 DESIGNATED ACCOUNTANT III  
 Date: 2022-03-03 14:23:29

Recommending Approval:  
  
 ALBERT B. MANLAPAZ  
 CHIEF, IM&D  
 Date: 2022-03-04 12:35:36

  
 GERALDINE M. PANLILIO  
 REGIONAL DIRECTOR  
 Date: 2022-03-26 17:02:29

MONTHLY REPORT OF DISBURSEMENTS

For the month of March 2022


Department: Department of Labor and Employment (DOLE)  
 Agency/Entity: Office of the Secretary  
 Operating Unit: Regional Office - III  
 Organization Code (UACS): 16 001 0300003  
 Fund Cluster: 01 Regular Agency Fund


Particulars	Current Year Budget					Prior Year's Budget											Trust Liabilities				Grand Total					Remarks			
	PS	MOOE	FinEx	CO	TOTAL	Prior Year's Accounts Payable					Current Year's Accounts Payable						TOTAL	SUB-TOTAL	PS	MOOE	CO	TOTAL	PS	MOOE	FinEx		CO	TOTAL	
						PS	MOOE	FinEx	CO	Sub-Total	PS	MOOE	FinEx	CO	Sub-Total	PS													MOOE
1	2	3	4	5	6=(2+3+4+5)	7	8	9	10	11=(7+8+9+10)	12	13	14	15	16=(12+13+14+15)	17=(11+16)	18=(6+17)	19	20	21	22=(19+20+21)	23	24	25	26	27=(23+24+25+26)	28		
CASH DISBURSEMENTS	4,650,888.78	451,054,015.49	0.00	0.00	455,704,904.27	0.00	273,081.35	0.00	0.00	273,081.35	0.00	0.00	0.00	0.00	0.00	273,081.35	455,977,985.62	0.00	0.00	0.00	0.00	4,650,888.78	451,327,096.84	0.00	0.00	455,977,985.62			
Notice of Cash Allocation (NCA)	4,650,888.78	451,054,015.49	0.00	0.00	455,704,904.27	0.00	273,081.35	0.00	0.00	273,081.35	0.00	0.00	0.00	0.00	0.00	273,081.35	455,977,985.62	0.00	0.00	0.00	0.00	4,650,888.78	451,327,096.84	0.00	0.00	455,977,985.62			
MDS Checks Issued	4,570,164.86	65,923,340.56	0.00	0.00	70,493,505.42	0.00	273,081.35	0.00	0.00	273,081.35	0.00	0.00	0.00	0.00	0.00	273,081.35	70,766,586.77	0.00	0.00	0.00	0.00	4,570,164.86	66,196,421.91	0.00	0.00	70,766,586.77			
Advice to Debit Account	80,723.92	385,130,674.93	0.00	0.00	385,211,398.85	0.00	0.00	0.00	0.00	0.00	0.00	0.00	0.00	0.00	0.00	0.00	385,211,398.85	0.00	0.00	0.00	0.00	80,723.92	385,130,674.93	0.00	0.00	385,211,398.85			
Notice of Transfer Allocations (NTA)	0.00	0.00	0.00	0.00	0.00	0.00	0.00	0.00	0.00	0.00	0.00	0.00	0.00	0.00	0.00	0.00	0.00	0.00	0.00	0.00	0.00	0.00	0.00	0.00	0.00	0.00	0.00		
MDS Checks Issued	0.00	0.00	0.00	0.00	0.00	0.00	0.00	0.00	0.00	0.00	0.00	0.00	0.00	0.00	0.00	0.00	0.00	0.00	0.00	0.00	0.00	0.00	0.00	0.00	0.00	0.00	0.00	0.00	
Advice to Debit Account	0.00	0.00	0.00	0.00	0.00	0.00	0.00	0.00	0.00	0.00	0.00	0.00	0.00	0.00	0.00	0.00	0.00	0.00	0.00	0.00	0.00	0.00	0.00	0.00	0.00	0.00	0.00	0.00	
Working Fund for FAPs	0.00	0.00	0.00	0.00	0.00	0.00	0.00	0.00	0.00	0.00	0.00	0.00	0.00	0.00	0.00	0.00	0.00	0.00	0.00	0.00	0.00	0.00	0.00	0.00	0.00	0.00	0.00	0.00	
Cash Disbursement Ceiling (CDC)	0.00	0.00	0.00	0.00	0.00	0.00	0.00	0.00	0.00	0.00	0.00	0.00	0.00	0.00	0.00	0.00	0.00	0.00	0.00	0.00	0.00	0.00	0.00	0.00	0.00	0.00	0.00	0.00	
<b>TOTAL CASH DISBURSEMENTS</b>	<b>4,650,888.78</b>	<b>451,054,015.49</b>	<b>0.00</b>	<b>0.00</b>	<b>455,704,904.27</b>	<b>0.00</b>	<b>273,081.35</b>	<b>0.00</b>	<b>0.00</b>	<b>273,081.35</b>	<b>0.00</b>	<b>0.00</b>	<b>0.00</b>	<b>0.00</b>	<b>0.00</b>	<b>273,081.35</b>	<b>455,977,985.62</b>	<b>0.00</b>	<b>0.00</b>	<b>0.00</b>	<b>0.00</b>	<b>4,650,888.78</b>	<b>451,327,096.84</b>	<b>0.00</b>	<b>0.00</b>	<b>455,977,985.62</b>			
NON-CASH DISBURSEMENTS	851,068.28	977,512.01	0.00	0.00	1,828,580.29	0.00	0.00	0.00	0.00	0.00	0.00	0.00	0.00	0.00	0.00	0.00	1,828,580.29	0.00	0.00	0.00	0.00	851,068.28	977,512.01	0.00	0.00	1,828,580.29			
Tax Remittance Advices Issued (TRA)	851,068.28	977,512.01	0.00	0.00	1,828,580.29	0.00	0.00	0.00	0.00	0.00	0.00	0.00	0.00	0.00	0.00	0.00	1,828,580.29	0.00	0.00	0.00	0.00	851,068.28	977,512.01	0.00	0.00	1,828,580.29			
Non-Cash Availment Authority (NCAA)	0.00	0.00	0.00	0.00	0.00	0.00	0.00	0.00	0.00	0.00	0.00	0.00	0.00	0.00	0.00	0.00	0.00	0.00	0.00	0.00	0.00	0.00	0.00	0.00	0.00	0.00	0.00		
Disbursements effected through outright deductions from claims (please specify...)	0.00	0.00	0.00	0.00	0.00	0.00	0.00	0.00	0.00	0.00	0.00	0.00	0.00	0.00	0.00	0.00	0.00	0.00	0.00	0.00	0.00	0.00	0.00	0.00	0.00	0.00	0.00		
Overpayment of expenses(e.g. personnel benefits)	0.00	0.00	0.00	0.00	0.00	0.00	0.00	0.00	0.00	0.00	0.00	0.00	0.00	0.00	0.00	0.00	0.00	0.00	0.00	0.00	0.00	0.00	0.00	0.00	0.00	0.00	0.00		
Restitution for loss of government property	0.00	0.00	0.00	0.00	0.00	0.00	0.00	0.00	0.00	0.00	0.00	0.00	0.00	0.00	0.00	0.00	0.00	0.00	0.00	0.00	0.00	0.00	0.00	0.00	0.00	0.00	0.00		
Liquidated damages and similar claims	0.00	0.00	0.00	0.00	0.00	0.00	0.00	0.00	0.00	0.00	0.00	0.00	0.00	0.00	0.00	0.00	0.00	0.00	0.00	0.00	0.00	0.00	0.00	0.00	0.00	0.00	0.00		
Others(TEF, BTr-Documentary Stamp Tax, etc.)	0.00	0.00	0.00	0.00	0.00	0.00	0.00	0.00	0.00	0.00	0.00	0.00	0.00	0.00	0.00	0.00	0.00	0.00	0.00	0.00	0.00	0.00	0.00	0.00	0.00	0.00	0.00		
<b>TOTAL NON-CASH DISBURSEMENTS</b>	<b>851,068.28</b>	<b>977,512.01</b>	<b>0.00</b>	<b>0.00</b>	<b>1,828,580.29</b>	<b>0.00</b>	<b>0.00</b>	<b>0.00</b>	<b>0.00</b>	<b>0.00</b>	<b>0.00</b>	<b>0.00</b>	<b>0.00</b>	<b>0.00</b>	<b>0.00</b>	<b>0.00</b>	<b>1,828,580.29</b>	<b>0.00</b>	<b>0.00</b>	<b>0.00</b>	<b>0.00</b>	<b>851,068.28</b>	<b>977,512.01</b>	<b>0.00</b>	<b>0.00</b>	<b>1,828,580.29</b>			
<b>GRAND TOTAL</b>	<b>5,501,957.06</b>	<b>452,031,527.50</b>	<b>0.00</b>	<b>0.00</b>	<b>457,533,484.56</b>	<b>0.00</b>	<b>273,081.35</b>	<b>0.00</b>	<b>0.00</b>	<b>273,081.35</b>	<b>0.00</b>	<b>0.00</b>	<b>0.00</b>	<b>0.00</b>	<b>0.00</b>	<b>273,081.35</b>	<b>457,806,565.91</b>	<b>0.00</b>	<b>0.00</b>	<b>0.00</b>	<b>0.00</b>	<b>5,501,957.06</b>	<b>452,304,608.85</b>	<b>0.00</b>	<b>0.00</b>	<b>457,806,565.91</b>			


SUMMARY

Particulars	Previous Report	This Month	As at Date
(1)	(2)	(3)	(4)
Total Disbursement Authorities Received	47,905,870.46	447,129,145.08	495,035,015.54
NCA	26,458,000.00	18,876,000.00	45,334,000.00
NTA	19,694,030.00	426,424,564.79	446,118,594.79
Working Fund	0.00	0.00	0.00
TRA	1,753,840.46	1,828,580.29	3,582,420.75
CDC	0.00	0.00	0.00
NCAA	0.00	0.00	0.00
Less: Notice of Transfer of Allocations (NTA)* issued	0.00	0.00	0.00
Total Disbursement Authorities Available	47,905,870.46	447,129,145.08	495,035,015.54
Less:	0.00	0.00	0.00
Lapsed NCA	0.00	0.00	0.00
Disbursements	37,228,449.63	457,806,565.91	495,035,015.54
Less: Other Non-Cash Disbursements	0.00	0.00	0.00
Disbursements effected through outright deductions from claims	0.00	0.00	0.00
Overpayment of expenses(e.g. personnel benefits)	0.00	0.00	0.00
Restitution for loss of government property	0.00	0.00	0.00
Liquidated damages and similar claims	0.00	0.00	0.00
Others (e.g. TEF, BTr, Docs Stamp, etc.)	0.00	0.00	0.00
Add/Less: Adjustments (e.g. cancelled/staled checks)	0.00	0.00	0.00
Balance of Disbursement Authorities as at date	10,677,420.83	(10,677,420.83)	0.00
Total Disbursements Program	47,905,870.46	447,129,145.08	495,035,015.54
Less: *Actual Disbursements	37,228,449.63	457,806,565.91	495,035,015.54
(Over)/Under spending	10,677,420.83	(10,677,420.83)	0.00

Notes: \* The use of NTA is discouraged  
 Notes: \*\* Amounts should tally with the grand total disbursement (column 27).

Certified Correct:  
  
 KATHERINE S. YAMBA  
 DESIGNATED ACCOUNTANT III  
 Date: 2022-04-05 13:33:05

Recommending Approval:  
  
 ALBERT B. MANLAPAZ  
 CHIEF, IMSD  
 Date: 2022-04-05 17:04:11

  
 GERALDINE M. PANLILIO  
 REGIONAL DIRECTOR  
 Date: 2022-04-15 13:38:45